



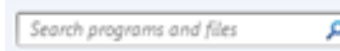
CDU Callista Bubble 19 is not appearing on my Start Menu

Log into VPN first

Navigate to your computer's "Start"  button
Click on "All Programs"

If  **CDU Callista Bubble 19** does not appear.

Type in the Search Field
and the icon should appear.

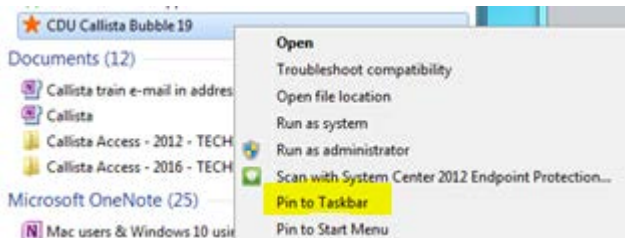


 **CDU Callista Bubble 19**

Open  **CDU Callista Bubble 19**

Optional: If you are using Callista regularly, you may wish to pin the application to your Task Bar or Start Menu for ease of use

Pin to Task bar



Pin to Start Menu

