

## Device to CDU Wireless network

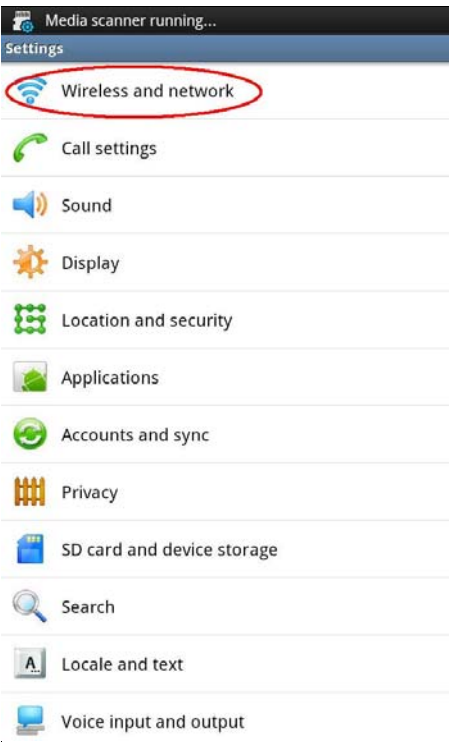
Added by [Andrew King](#), last edited by [Andrew King](#) on Jul 02, 2013

Here are the Instructions for connection Android 2.3 (Gingerbread) to the CDU Staff and Students wireless network

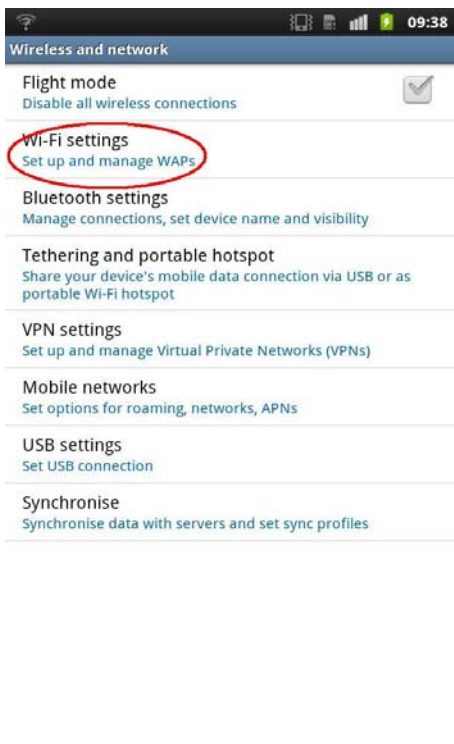
1. Click the Settings Icon



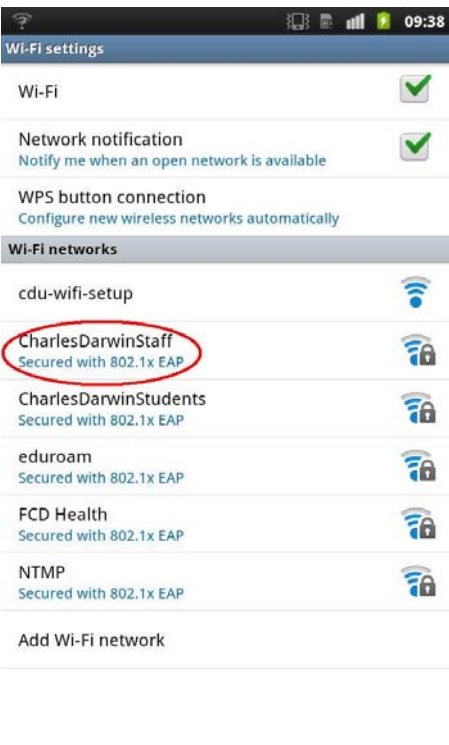
2. Select the Wireless and network option



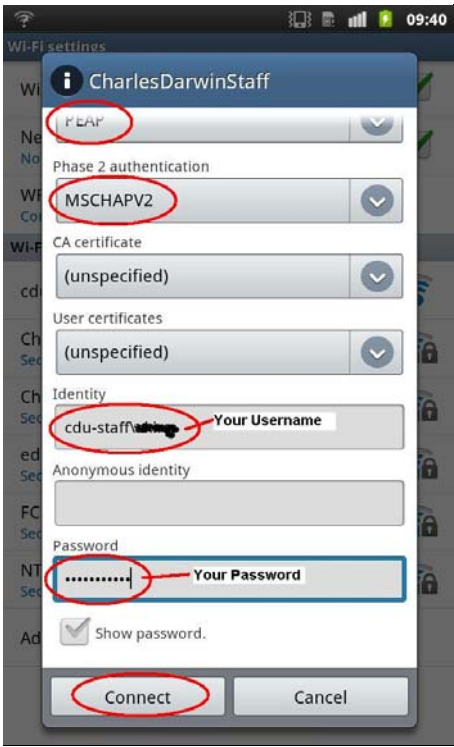
3. Select "Wi-Fi Settings"



4. Double Tap "CharlesDarwinStaff" network line of for students the "CharlesDarwinStudents" line.

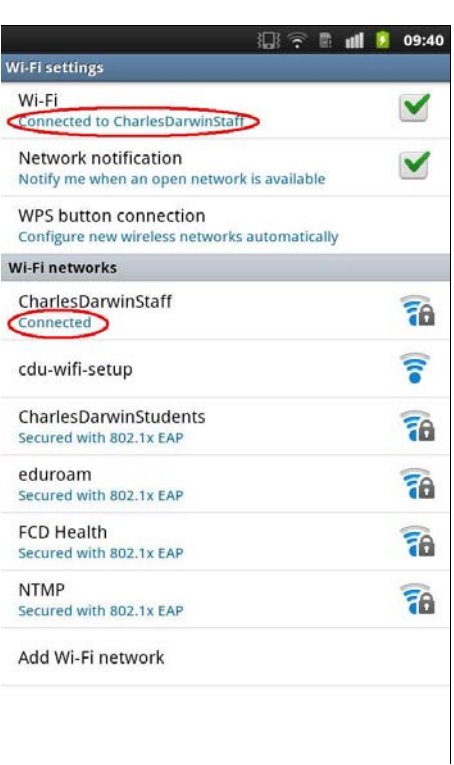


5. Enter the following settings  
Then Click "Connect"



EAP method = PEAP  
Phase 2 authentication = MSCHAPV2  
Identity = cdu-staff<yourusername> or cdu-students<your student number>  
Password = <Your CDU password>

6. Your Android Device should now connect. To confirm, look for the two connected messages below.



⚠ For **Students** the settings would be  
**Wi-Fi Network** = CharlesDarwinStudents  
**Identity** = cdu-student<your student number>  
**Password** = <your password>