

Equal Opportunity Online Training

College of Health and Human Sciences

Completion of Module 1 of EO Online is mandatory for all students enrolling/enrolled in any placement units.

It is not necessary for students to complete Module 2.

The Module 1 takes between 1-2 hours to complete. On the first visit, students must register to use EO Online. A Certificate of Attainment will be issued on completion of the module, which must be uploaded to InPlace (via student portal).

By working through the EO Online module, students will:

- Learn how to deal with and prevent discrimination and harassment in the workplace;
- Understand legal rights and their responsibilities to achieve a discrimination and harassment free environment; and
- Increase their awareness of equity policies, issues and strategies at this university and in the workplace.

What technical specifications do I need?

A relatively recent JavaScript-capable browser is required for EO Online to work. Scripting is generally on by default unless the setting has been manually changed. Please contact ITMS on 08 8946 6600 for advice on how to turn scripting on your browser if you don't know how.

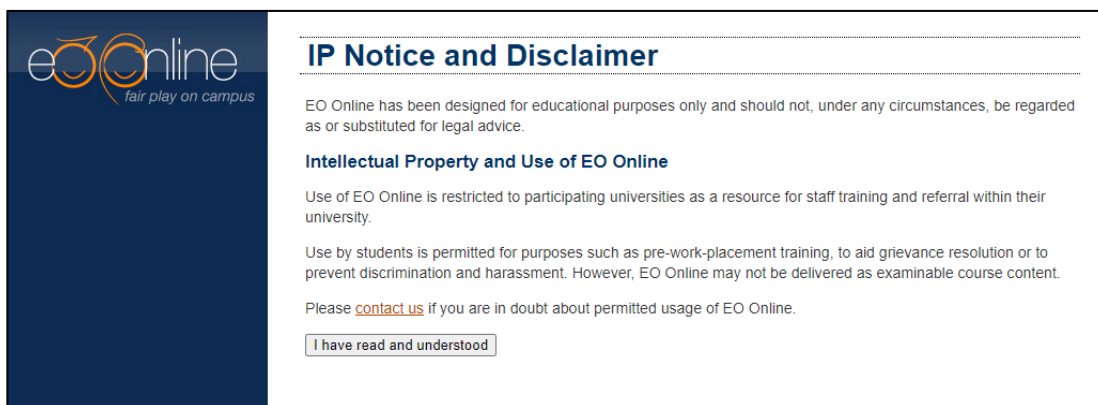

I cannot connect to EO Online server

Ensure you are using Mozilla Firefox. If you receive a "can't connect" or "page unavailable" type of error message, please try connect again in an hour or so. It could be a temporary server glitch - if so, no-one would be able to access EO Online, so try a few other computers if possible. If the problem persists please contact Cynthia Forteza on 8946 6761 or eoonline@cdu.edu.au.

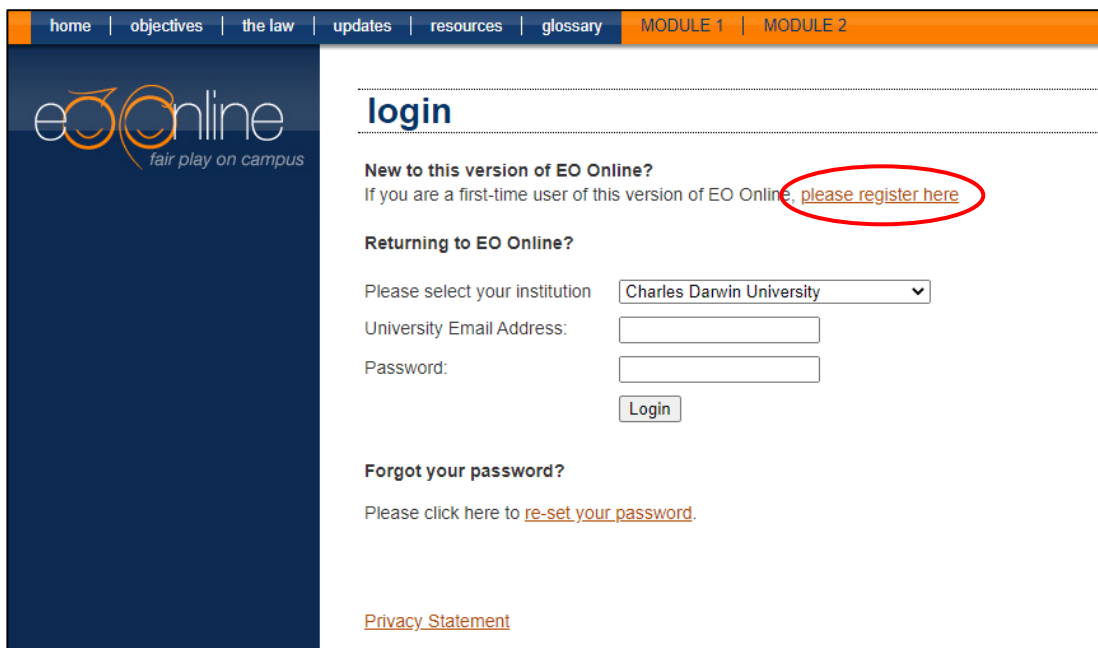
Use this link to gain access to [EO Online Training](#)



Instructions to access the EO Online Training



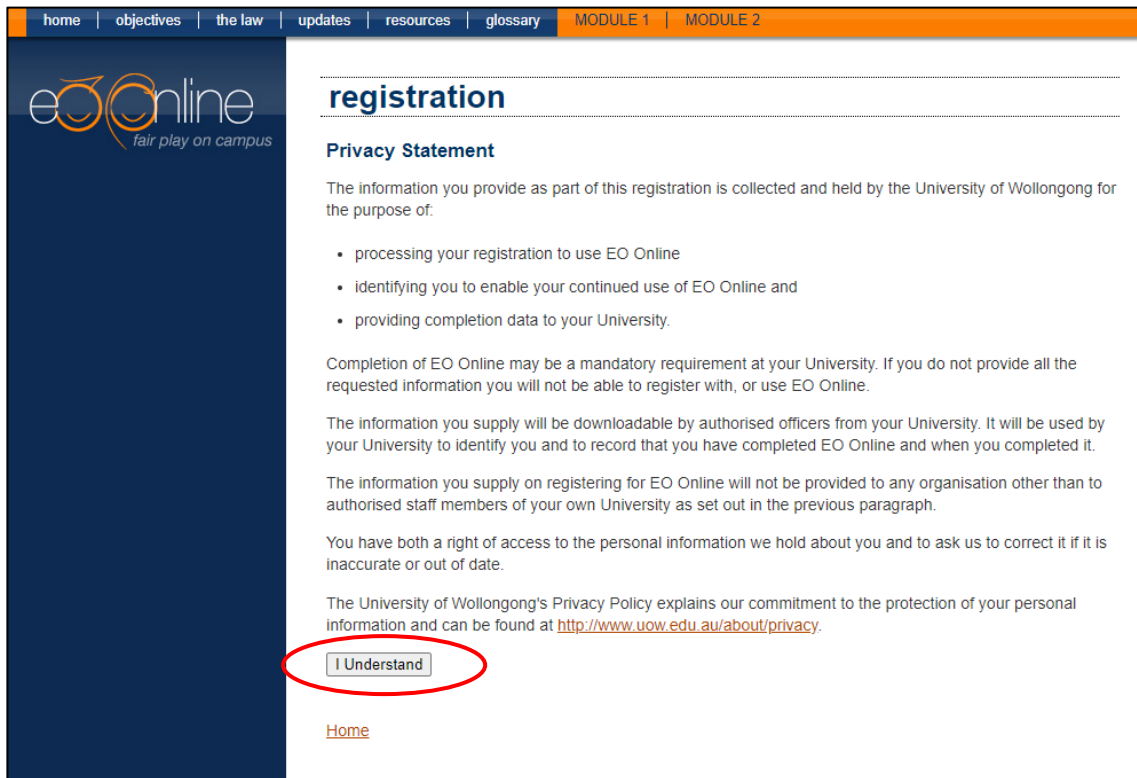
Login and read the notice and disclaimer, agree to proceed



For first time users, click on “Please Register here”

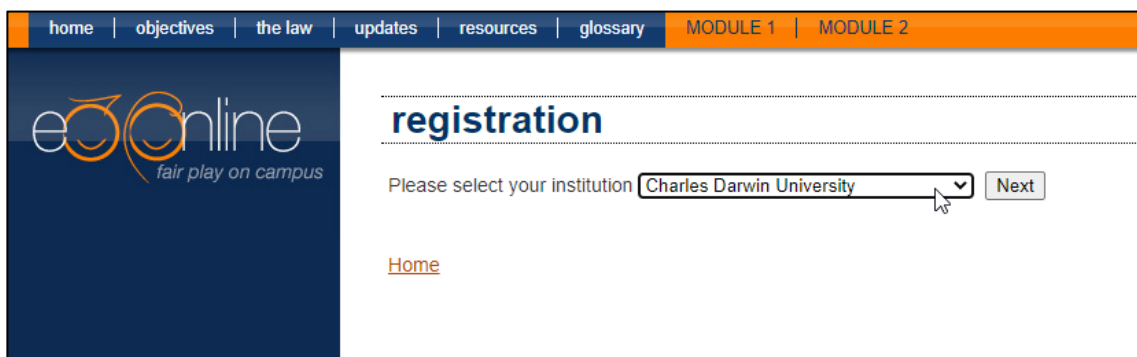


Instructions to access the EO Online Training



The screenshot shows the 'registration' page of the EO Online training. The navigation bar at the top includes 'home', 'objectives', 'the law', 'updates', 'resources', 'glossary', 'MODULE 1', and 'MODULE 2'. The 'eoonline' logo is on the left with the tagline 'fair play on campus'. The main content area is titled 'registration' and contains a 'Privacy Statement' section. The text explains that information provided during registration is collected and held by the University of Wollongong. A bulleted list details the purposes: processing registration, identifying users for continued use, and providing completion data. It also states that completion may be mandatory and that information is downloadable by authorized officers. A link to the University's Privacy Policy is provided. At the bottom of the Privacy Statement, a button labeled 'I Understand' is circled in red. A 'Home' link is located below the Privacy Statement.

Read the Privacy Statement and click the 'I understand' button to proceed



The screenshot shows the next step in the registration process. The navigation bar and logo are the same. The 'registration' section now prompts the user to 'Please select your institution' from a drop-down menu. 'Charles Darwin University' is selected in the menu. A 'Next' button is positioned to the right of the drop-down menu. A 'Home' link is also visible below the prompt.

Select "Charles Darwin University" from the drop-down box and click "Next"

Instructions to access the EO Online Training

home | objectives | the law | updates | resources | glossary | MODULE 1 | MODULE 2

eo online
fair play on campus

registration

I am *)

A staff member

A student

* if you're both a staff member and a student, please select staff member

Your University Email Address (required):

Your Firstname (required):

Your Surname (required):

Your Organisational Unit or Faculty (required):

Your staff or student number (required):

Register

Select "Student" and input your details. **Students MUST use their CDU student email, and please include your student ID number**

Your Organisational Unit is: College of Health and Human Sciences (CHHS), and include your discipline or degree (ie: Bachelor of Social Work, Bachelor of Pharmacy etc.)

Click "Register" to complete.

An email will be sent to your student email address. Retrieve the email and click the "verification link" in the email

You will be asked to create a password. Do so and click "Create Password"

home | objectives | the law | updates | resources | glossary | MODULE 1 | MODULE 2

eo online
fair play on campus

login

New to this version of EO Online?
If you are a first-time user of this version of EO Online, [please register here](#)

Returning to EO Online?

Please select your institution: Charles Darwin University

University Email Address:

Password:

Login

Forgot your password?
Please click here to [re-set your password](#).

You can now log in to EO Online using your username (student email address) and your new password (as per Step 1).