

Australian Animal Welfare Standards and Guidelines Livestock at Saleyards and Depots

(Saleyard Welfare Standards)

Edition One

Version One

23 February 2018



This document forms part of the *Australian Animal Welfare Standards and Guidelines for the Welfare of Animals*.

This document will be reviewed regularly.

Suggestions and recommendations for amendments should be forwarded to:

Animal Health Australia
Manager Welfare
Level 2, 95 Northbourne Ave. Turner ACT 2612
PO BOX 5116, Braddon ACT 2612.
Email: admin@animalhealthaustralia.com.au

Approved citation: *Australian Animal Welfare Standards and Guidelines – Livestock at Saleyards and Depots*.

Department of Economic Development, Jobs, Transport and Resources, The Victorian Government.

Publication record: Edition 1

Version: 1.0, 23 February 2018

ISBN 978-1-925466-00-3 (pdf)

This work is copyright and, apart from any use as permitted under the Copyright Act 1968, no part may be reproduced without written permission from the publishers, the Victorian Department of Economic Development, Jobs, Transport and Resources and Animal Health Australia, acting on behalf of the Agriculture Ministers' Forum (AGMIN). Requests and inquiries concerning reproduction and rights should be addressed to Animal Health Australia (see above).

The publishers give no warranty that the information contained in the manual is correct or complete, and shall not be liable for any loss, howsoever caused, whether due to negligence or other circumstances, arising from use of or reliance on this code.

Contents

Preface.....	4
Introduction.....	5
Purpose	5
Scope	5
Interpretation.....	6
Principles for livestock welfare with respect to saleyards and transportation.....	7
General.....	9
1 Responsibilities and planning	11
Objectives.....	11
Standard	11
Guidelines.....	13
Responsibilities of all people involved in saleyards	13
Planning	15
2 Livestock handling knowledge and skills	17
Objective	17
Standard	17
Guidelines.....	18
3 Saleyard facilities for livestock.....	19
Objective	19
Standards	19
Guidelines.....	20
Ramp and Forcing Yard Design and Construction.....	20
Holding Paddocks and Yards.....	20
Laneways and Races	20
Isolation pens and Veterinary facilities.....	21
Special Considerations of Species	21
Truck Washing Facilities.....	21
4 Handling and husbandry.....	23
Objective	23
Standards	23
Guidelines.....	24
Livestock handling.....	24
Handling aids.....	25
Special classes of livestock.....	25
Segregation	26
Unloading livestock.....	26

	Weather conditions	26
5	Drafting and Penning.....	27
	Objective	27
	Standards	27
	Guidelines.....	28
	Drafting	28
	Selling Pens	28
	Separation of Animals during holding.....	28
	Weather conditions	28
6	Feed and Water.....	29
	Objective	29
	Standards	29
	Guidelines.....	30
	Feed and water considerations.....	30
7	Pre-sale livestock inspection, selection and care of weak, sick and injured animals	33
	Objective	33
	Standards	33
	Guidelines.....	33
8	Humane killing	35
	Objective	35
	Standards	35
	Guidelines.....	36
	Species specific recommended methods and procedures for humane killing	38
	Glossary	39
	Appendix 1. Species specific recommended methods and procedures for humane killing	50
	Cattle.....	50
	Goats.....	52
	Horses	52
	Pigs.....	53
	Sheep	54
	Appendix 2. Land Transport Standards - Pre-transport selection of livestock	57
	Objective	57
	Standards	57
	Appendix 3. Generic Animal Welfare Incident Report form template	58

Preface

The *Australian Animal Welfare Standards and Guidelines – Livestock at Saleyards and Depots* are an important component of the pre-existing Australian Animal Welfare Strategy (AAWS) — a previous Australian Government initiative that guides the development of new, nationally consistent policies to enhance animal welfare arrangements in all Australian states and territories. The development process was supported and funded by Commonwealth, State and Territory Governments and the livestock sector through Meat and Livestock Australia.

The standards provide a basis for developing and implementing consistent legislation and enforcement across Australia, and provide guidance for all people responsible for livestock handled through saleyards and depots. They are based on current scientific knowledge, recommended industry practice and community expectations.

The development of these standards was an important project in a comprehensive program under the AAWS to develop standards and guidelines for all commercial livestock species and at all points along the production supply chain.

The standards were developed in consultation with state and territory governments, livestock industry organisations, animal welfare groups and the general public under the auspices of the Agriculture Ministers' Forum.

The standards were drafted by a small writing group comprising government and industry representatives, supported by a widely representative reference group and managed by the Biosecurity Branch of the Victorian Department of Economic Development, Jobs, Transport and Resources. An important part of the process was the preparation of a regulation impact statement to assess the proposed standards and evaluate the costs resulting from changes to existing requirements.

An extensive consultation process was undertaken, with the final public consultation highlighting ethical and practical issues, which led to the development of more robust standards. The reference group carefully considered the views and comments of all stakeholders in developing the final standards and guidelines for recommendation to the Agriculture Ministers' Forum. The *Australian Animal Welfare Standards and Guidelines – Livestock at Saleyards and Depots* were considered by Agriculture Ministers and finalised on 23 February 2018.

These standards and guidelines replace the following model code of practice:

- *Model Code of Practice for the Welfare of Animals: Animals at Saleyards*, SCARM Report 31, CSIRO Publishing, 1992.

The preparation of these standards represents a significant investment by all parties, especially members of the writing and reference groups. Their efforts are gratefully acknowledged.

Introduction

Purpose

The purpose of this document is to state standards and guidelines to ensure the welfare of livestock at saleyards and depots.

The **standards** provide the basis for developing and implementing consistent legislation and enforcement across Australia, and guidance for all those responsible for livestock at saleyards. They reflect available scientific knowledge, current practice and community expectations at the time of the drafting of the standards and guidelines.

The standards and guidelines should be reflected in the industry-based quality assurance programs that include livestock welfare provisions.

Scope

These standards and guidelines apply to all Australian livestock saleyard enterprises and depots.

They apply to the main commercial livestock species: cattle, goats, horses, pigs and sheep that are handled through Australian saleyards and depots.

They do not apply to on-farm livestock sales, or markets where no permanent livestock handling facilities exist, however, the standards and guidelines should be used for guidance in the management of livestock at on-farm sales and farmers markets.

The standards do not apply to live animal export pre-assembly depots (registered premises).

The Standards apply to all those responsible for the care and management of livestock that are handled through saleyards and depots, including saleyard managers / superintendents, saleyard staff, stock persons, livestock agents, transport operators and drivers.

These standards and guidelines should be considered in conjunction with other livestock welfare requirements related to Commonwealth and State and Territory legislation, including:

- for transport – the *Australian Animal Welfare Standards and Guidelines – Land Transport of Livestock*, herein referred to as the *Land Transport Standards*. It is acknowledged there is some overlap and duplication of standards in these two documents. These standards for welfare in saleyards have been developed to complement the *Land Transport Standards*.
- for other enterprises – Model or State Welfare Codes of Practice or Standards and Guidelines for other livestock species, livestock processing (slaughter) establishments and the Australian Standards for the Export of Livestock.
- Australian Code of Practice for the Selling of Livestock (23 November 2007)

A person performing an elective husbandry or surgical procedure on an animal in a saleyard or depot is to comply with the requirements set out in any *Australian Animal Welfare Standards and Guidelines* or *Code of Practice* relevant to that animal species when performing such procedure, and should only perform such a procedure if it is required for the immediate welfare of the animal.

Where legislation requires a higher standard than these standards, the higher standards will apply. Where there is a conflict with another standard in meeting the livestock welfare standards, the welfare of livestock must be the first consideration unless there is a workplace health and safety requirement.

Cruelty and unacceptable animal welfare practices can be prosecuted under cruelty and aggravated cruelty offence clauses in the State and Territory animal welfare legislation.

Interpretation

Each numbered section of the document covers a particular topic (water and feed, etc) and contains the following information:

- *Animal welfare objective* — the intended outcome(s) for each section of the standards and guidelines.
- *Standards* — the animal welfare requirements designated in this document. The requirements that must be met under law for livestock welfare purposes.

The standards are intended to be clear, essential and verifiable statements. However, not all issues are able to be well defined by scientific research or are able to be quantified. Science cannot always provide an objective or precise assessment of an animal's welfare and consequently where appropriate science is not available, the standards reflect a value judgement that has to be made for some circumstances. Some standards describe the required welfare outcome without prescribing the exact actions that must be done.

Standards use the word '**must**'. They are presented in a box and are numbered with the prefix 'S'.

- *Guidelines* — the recommended practices to achieve desirable animal welfare outcomes. Guidelines use the word '**should**' and are to complement the standards. The guidelines are numbered with the prefix 'G'. Non-compliance with one or more guidelines will not constitute an offence under law.
- *Notes* — explanations of the context of the standards and guidelines.
- *References* — these are the main references from the scientific literature that support the standards and guidelines.
- *Definitions* — are described in the glossary. Jurisdictions may vary in their definition of specific terms under their animal welfare legislation. Every endeavour has been made to adopt terms that have nationwide application. Readers are urged to check the relevant definitions under the relevant legislation to their situation.

Further detail on livestock management practices can be found in other industry and government publications.

Note the use of 'a person' or 'a person in charge' in the standards. 'A' means more than one person (plural) and not just a specific person. Use of 'a person in charge' is appropriate where responsibility is shared and may extend along a hierarchy of management. In contrast, the term 'the person in charge' relates to a single, specific person.

The 'risk to welfare of livestock' is the potential for a factor to affect the welfare of livestock in a way that causes pain, injury or distress to livestock. The outcome could include sunburn, hypothermia, heat stress, dehydration, exhaustion, abortion, injury, metabolic disease or death. Risks can be managed by undertaking reasonable actions to prevent or reduce them.

A 'reasonable action(s)' are those actions regarded as reasonable to be done by an experienced person in the circumstances to address a problem, as determined by accepted practice and by other similarly experienced people. It is not intended that all reasonable actions are described in this document.

In the context of these standards, the term 'at the first reasonable opportunity' means that the appropriate action for livestock is undertaken without delay except where a reasonable delay is caused by a significant reason relating to resources, skills, safety or the immediate welfare of other livestock or people.

Principles for livestock welfare with respect to saleyards and transportation

Livestock in Australia are managed in environments that vary from extensive rangelands to intensively managed systems. Livestock arriving at saleyards and depots will have varying degrees of handling on-farm prior to assembly and transport to a saleyard or depot. This will impact their condition upon arrival and on the temperament, behaviour and response to handling of the stock in a saleyard or depot.

In all cases the *person in charge* of livestock is responsible for the welfare of the animals under their control. In achieving improved welfare outcomes envisaged by the standards, it is important that people responsible for animals have the necessary knowledge, skills and experience to undertake the various procedures and meet the requirements of the standards, in a manner that minimises the risk to animal welfare.

Adherence to good animal husbandry principles is essential to meet the welfare requirements of animals. Good husbandry principles which also meet the basic physiological and behavioural needs of livestock include:

- a level of nutrition adequate to sustain good health and welfare
- access to sufficient water of suitable quality to meet physiological needs
- social contact with other livestock of the same species
- sufficient space to stand, lie and stretch their limbs, adequate opportunity to move freely and perform normal patterns of behaviour
- handling facilities, equipment and procedures that minimise stress to the livestock
- minimising the risk of pain, injury or disease
- provision of appropriate treatment including humane killing if necessary
- provision of reasonable precautions against extremes of weather and the effects of natural disasters.

Transport and yarding can be stressful to livestock; it is therefore essential that effective management practices are in place to minimise any risks to livestock welfare.

Livestock can be handled in yards more effectively and with lower risk to livestock welfare if:

- the preparation of livestock before transport is adequate for the intended journey
- competent selection of livestock is done before loading
- livestock are handled correctly at all times using well-designed and maintained saleyard facilities
- livestock are managed and handled by competent livestock handlers
- transport facilities and vehicles are designed and maintained for safe transport of livestock
- the journey is planned to ensure prompt delivery of livestock, and undertaken to ensure appropriate timing of arrival with consideration of situations that may affect the welfare of the livestock
- consideration is given to feed and water requirements, provision of adequate shelter, and protection from, or treatment of, injury and disease.

The risk of adverse livestock welfare outcomes is related to:

- competency of personnel involved in any phase of livestock handling
- selection and preparation of the livestock for transport and sale
- food and water-deprivation time
- facility design and maintenance
- space allowance in holding yards and pens
- species and class of the livestock being handled through saleyards
- weather conditions.

These risk factors can be cumulative and they apply across all stages of livestock handling during the transport and saleyard process from assembly on farm before the journey to unloading at the final destination post saleyards.

Managing the animal welfare risk factors is a shared responsibility between all people involved, including stock owners, transport operators, saleyard personnel, livestock agents and stockpersons. At the start of the journey, the owner or agent should communicate to the driver accurate information on water provision, to ensure appropriate water management throughout the transport process and saleyard process. The pre-transport phase has an important impact on the successful management of livestock during transport and at saleyards or depots.

The provision of water is a key requirement for livestock welfare; the transport process and saleyard process means that livestock are often deprived of water and feed. The livestock transport process includes activities from the time that livestock are first deprived of water before loading, until the time that livestock have access to water and feed at the end of the journey. The saleyard process will be preceded by the transport process delivering livestock to the saleyard, followed by a second transport process, moving livestock from the saleyard to their final destination. The provision of water, feed and rest at a saleyard must take into consideration the time off water and food during the initial transportation to the saleyard, and the likely

duration of the second journey where livestock will again be deprived of food and water until receipt at their final destination.

Protection from weather conditions detrimental to certain species and classes must be factored into the design of saleyard facilities.

From a livestock welfare perspective, the stages in the saleyard process and the responsibilities of persons can be described clearly, as follows:

- Receipt of livestock upon unloading (saleyard manager, livestock agents and stockpersons)
- The care and management of livestock in the saleyards including the handling, drafting, including selection as 'fit for sale', appropriate treatment for weak, ill or injured animals, penning for sale, holding post-sale, provision of feed and water whilst holding at saleyard (receiver - saleyard manager, livestock agents, stockpersons and buyers)
- Assembly and preparation of livestock for transport, including selection as 'fit for the intended journey' (consignor – saleyard manager, livestock agents, stockpersons, buyers).

General

The people managing and handling the animals must be sensitive to the basic needs of the individual animal and be aware of any stress that livestock at saleyards may be suffering. The skills for managing and handling animals include the ability to:

- work so that stress to animals is minimised;
- use the natural behaviour of animals;
- recognise early signs of stress and disease and to initiate prompt and appropriate preventative or remedial action.

Good stockpersons are flexible in their approach to livestock management and handling and adapt to the needs of differing animals and circumstances.

Competent persons are required to exhibit patience, common-sense and responsibility in dealing with animals. Inexperienced persons should not be given tasks requiring particular skills or be required to work alone at any time when animals are being handled. Inexperienced staff should be given training in stock handling by competent and skilled staff. Such training should emphasise the behavioural characteristics of stock.

Saleyards should be sited away from fire- and flood-prone areas and, as far as is practical, away from residential areas. They should be constructed and maintained in accordance with appropriate animal welfare and animal behavioural considerations. Yard design must provide protection for particular at-risk groups such as pigs and calves. The responsibility for the maintenance and functioning of the saleyards should be clearly defined and publicised.

Prior advice of intention to consign stock, especially large numbers of stock, to saleyards is desirable to avoid overstocking of facilities.

Diseased, sick, injured, drought-weakened or heavily pregnant stock must not be consigned to, or processed through saleyards. Lactating cull dairy cows destined for slaughter should not be consigned to saleyards.

Cruelty or ill-treatment of animals must not be tolerated under any circumstances.

1 Responsibilities and planning

Objectives

People responsible for the care and management of livestock at saleyards and depots are identified and are aware of and are accountable for their responsibilities.

Standard

S1.1 A person must exercise a duty of care to ensure the welfare of livestock under their control and compliance with these saleyard welfare standards.

The responsibilities of persons involved in the saleyard process are as listed below:

- (i) Saleyard and depot operators, including saleyard managers and superintendents are responsible for:
 - a) overall responsibility for welfare, care and handling of livestock at the saleyard;
 - b) provision of suitable and maintained facilities;
 - c) provision of water for livestock;
 - d) provision of feed for livestock when not in the care of owner or the owner's appointed agent;
 - e) regular inspection of all livestock when not in the care of owner or the owner's appointed agent;
 - f) overall responsibility for penning density in the saleyard through the provision and allocation of appropriate holding, selling and post-sale pens;
 - g) arrangements for appropriate care, treatment or humane killing of identified weak, sick or injured livestock including livestock assessed as unfit for sale or further transport;
 - h) arrangements for the disposal of dead animals;
 - i) management of an animal welfare issues register system;
 - j) contingency planning and arrangements for the saleyard;
 - k) displaying contact details including emergency contacts for receipt of stock outside operating hours;
 - l) ensuring persons responsible for handling or managing livestock in the saleyard have the relevant knowledge, skills and experience to perform their duties, or are supervised by such a person.
- (ii) Stockpersons (includes livestock agents, agency staff, saleyard staff, stockpersons and drivers) are responsible for:

- a) appropriate care and handling of livestock;
 - b) identification and segregation of weak, sick or injured livestock;
 - c) arranging for the appropriate care and treatment of weak, ill or injured livestock;
 - d) individual penning density of livestock;
 - e) recording issues on an animal welfare incident report form;
 - f) the selling agents and their staff are responsible for the inspection and selection of livestock as 'fit for sale'.
- (iii) Livestock owners (vendor / buyer (or their nominated representative or agent)) are responsible for:
- a) provision of appropriate feed.
- (iv) Consignors ((livestock owner/buyer) or their nominated representative which may be the saleyard manager, livestock agent or stockperson) are responsible for:
- a) preparation, including inspection and selection of livestock as 'fit for the intended journey';
 - b) identifying and segregating weak, sick or injured livestock;
 - c) arranging for the appropriate care and treatment of weak, sick or injured livestock;
 - d) communicating to the transport operator the time livestock last had access to feed and water.
- (v) Transporters / drivers are responsible for:
- a) unloading, including identifying and segregating weak, sick or injured livestock;
 - b) notifying the receiver promptly, of arrival of the livestock and of any identified weak, sick or injured livestock; [in circumstances where stock are delivered to a saleyard and the receiver is not on-site or readily available, then it remains the responsibility of the transport driver to arrange for the appropriate care and treatment of weak, sick or injured livestock at the first reasonable opportunity];
 - c) the loading including final inspection during loading as 'fit for the intended journey';
 - d) communicating to the receiver at the saleyard, available information on the time livestock last had access to feed and water.

Guidelines

Responsibilities of all people involved in saleyards

Responsibilities of receivers (saleyard managers, staff, livestock agents, stockpersons and companies at saleyard)

- G1.1 The person at the destination (saleyard) is responsible for the livestock from the point of unloading and notification of livestock being received. This responsibility should include but is not restricted to:
- providing drivers, transport companies, livestock agents, and carriers with contact details of relevant personnel at the destination (saleyard), including personnel to be available out of hours, should a problem arise during the transport journey or assistance be needed on arrival
 - communicating with the transport company or driver and providing effective instructions on the practices and arrangements for unloading and managing livestock if arriving out of hours
 - handling and managing livestock in accordance with the provisions specified in these standards and guidelines
 - providing water, feed and other requirements during holding as required
 - providing suitably constructed and maintained unloading or loading and holding facilities that do not predispose livestock to injury
 - informing the transport company, driver and livestock consignor of any adverse impacts on livestock welfare from the journey that are first observed after arrival
 - making sure that any livestock that are weak, sick or injured at unloading are identified, managed, treated or humanely killed as appropriate
 - removing dead stock from the vehicle and disposal of carcasses

Note

Persons at the destination (saleyard) are responsible for receiving the livestock; they may include owners, operators and staff of saleyards and depots. There is also a responsibility for livestock welfare that extends to company management at the destination.

Responsibilities of stockpersons (livestock agents, stockpersons, saleyard personnel)

- G1.2 Any person handling livestock in the saleyard, including saleyard personnel, livestock agents, agency staff and stockpersons are responsible for the welfare of livestock under their care. This responsibility should include but is not restricted to:
- handling livestock according to these standards and guidelines
 - inspection, identification and segregation of livestock that are weak, sick or injured, are not 'fit for sale', and / or are not 'fit for an intended journey'
 - arrangement for the appropriate care, treatment or humane killing of any livestock that are judged as weak, sick or injured.

- The responsible selling agent should notify their client/s (usually the consignor) of any welfare issues of the stock received at the saleyard.

Responsibilities of livestock consignors (owners or their agent, saleyard manager, livestock agents, stockpersons)

- G1.3 The livestock consignor is responsible for the livestock until they are to be loaded onto the transport vehicle. This responsibility should include but is not restricted to:
- handling livestock according to these standards and guidelines
 - selecting livestock to make sure that they are fit for the intended journey
 - providing feed, water and rest before curfew or loading, as appropriate
 - communicating to the transporter feed, water provision times and other relevant information
 - completing required documentation accurately for each livestock consignment, including transferring the responsibility for livestock welfare
 - making sure that any livestock that are unsuitable for loading following preloading inspection at the assembly point are appropriately and humanely managed, treated or humanely killed.
 - supplying the contact details of the receivers to the transport operator for the destination for assistance as required.

Saleyard Animal Welfare Officer

- G1.4 The saleyard management should appoint a person to the role of “*Animal Welfare Officer*”. This person would have the role of:
- monitoring and promoting good animal welfare practices within the saleyard
 - making recommendations to the saleyard manager on work practices and procedures to improve welfare outcomes
 - they may take a hands-on role for the animal welfare responsibilities of the saleyard manager / superintendent, being such tasks as:
 - making sure that any livestock that are weak, sick or injured at unloading or during their time in the saleyards are identified, managed, treated or humanely killed as appropriate
 - monitoring water and feed deprivation periods, and ensuring the provision of water and feed as required
 - ensuring any animal welfare incident reports are actioned timely and in an appropriate manner
 - assisting stockpersons to decide on whether an animal is ‘fit for sale’ or ‘fit for the intended journey’.

Animal Welfare Issues Register System

- G1.5 The saleyard should have a clearly defined and advertised system in place for reporting issues or incidents affecting the welfare of livestock and recording follow-up actions. This system should include an animal welfare incident report register with the ability to:

- record written animal welfare issues and/or complaints. This written report should detail the welfare issue, livestock involved, selling agency, owner /consignor, animal identification, place (pen number), time, date, and the person reporting issue
- record the action taken to address the issue (time, date, action, person/s performing action).

Appendix 3 contains an example of an Animal Welfare Incident Report form

Planning

Contingency arrangements

- G1.6 Contingency arrangements should include, but are not restricted to, actions, contacts and other written procedures relating to the following situations:
- out of operating hours procedures and contact details (see below)
 - a declared *Livestock Standstill* (see below)
 - humane killing of weak, sick or injured livestock
 - industrial disputes at abattoirs (see below)
 - breakdown or mechanical failure (such as loss of electrical power affecting loading ramp operation or water supply)
 - adverse weather — specifically, climatic conditions that predispose livestock to heat or cold stress
 - fire, flood or other potential emergencies
 - disease or injury
 - other issues specific to livestock being transported.

After-hours operation

- G1.7 The saleyard should have procedures in place for the receipt and management of livestock 'after- hours'. After-hours contact details should be provided for service personnel (including transport operators, livestock agents and producers) in the event of an emergency. These procedures and contact details should be displayed at the saleyards. Details should include arrangements and contacts for designated personnel available for humane killing of animals if required after-hours.

Livestock Standstill Action Plan

- G1.8 The saleyard should have an up to date documented and rehearsed *Livestock Standstill Action Plan* for immediate reference and implementation in the event of a livestock standstill declaration due to a suspect or confirmed emergency animal disease. All key stakeholders (saleyard manager, saleyard staff, livestock agents, transport companies) should be aware of their role and responsibilities under the plan.

Note: A template for a Saleyard Livestock Standstill Action Plan is available in Appendix 6 of the Saleyard and Transport Enterprise Manual (version 3.0 2013) of AUSVETPLAN, available on the Animal Health Australia website.

Emergency plan for disasters

- G1.9 The saleyard should have an up to date and rehearsed emergency plan for immediate reference and implementation in the event of a natural disaster such as fire or flood. All key stakeholders (saleyard manager, saleyard staff, livestock agents, transporters) should be aware of their role and responsibilities under the plan.

Industrial Disputes at Abattoirs

- G1.10 Stakeholders should be informed of any known industrial dispute at abattoirs which may impact on the sale or dispersal of livestock at a saleyard.

Extreme weather conditions

- G1.11 Where extreme weather conditions are forecast, such as extreme hot or cold and wet weather, postponement and rescheduling of sales should be considered to minimise the risk to the welfare of livestock during transport and saleyard processes.

2 Livestock handling knowledge and skills

Objective

Persons responsible for handling or managing livestock in saleyards have the required attitude, knowledge, skills and experience.

Standard

S2.1	A person involved in any part of the livestock saleyard process must have the relevant knowledge, skills and experience to perform their required task, or must be supervised by a person with the relevant knowledge, skills and experience.
------	---

Note

Elements of knowledge, skills and experience for each phase of the livestock saleyard process should include:

- understanding responsibilities for livestock welfare
- low stress livestock handling through an understanding of natural animal behaviour and, where necessary, using handling aids and other equipment appropriately
- inspecting and assessing livestock for their fitness for sale and fitness for the intended journey, and determining whether livestock meet the specified requirements
- identifying weak, sick or injured livestock and other behavioural signs of distress, that are relevant for assessment as being fit for sale or fit for the intended journey and taking the appropriate remedial action
- maintaining records and taking action to determine the time livestock were deprived of water and food and calculating total time off for water and food
- satisfying the welfare standards and address contingencies that may arise, with consideration of extremes of weather, class and condition of livestock, and time off feed and water
- contingency procedures and the ability to carry out the activities required to maintain the welfare of livestock during delay, breakdown or other emergencies
- humane killing by the appropriate methods or the actions that need to be taken to contact or advise people who are appropriately skilled.

Supporting evidence of knowledge, skills and experience should include any of the following:

- records of on-the-job training
- relevant experience
- recognised training and staff training registers
- induction training

- supervisor sign-off for specific tasks.

Guidelines

- G2.1 Any new stockpersons and saleyard personnel who do not have the appropriate attitude, knowledge, skills and experience in livestock handling techniques should undertake appropriate training to gain the required skills for their tasks.
- G2.2 As employers, saleyard operators and livestock agencies should have an appropriate staff induction program, periodically review existing practices, and be aware of new developments and training relevant to the welfare of livestock.

3 Saleyard facilities for livestock

Objective

Livestock saleyard facilities are constructed, maintained and operated to minimise risks to livestock welfare.

Standards

S3.1 The saleyard operator must take reasonable actions in the maintenance and operation of livestock handling facilities to ensure the welfare of livestock.

Saleyard and depot facilities must:

- i) be fit for the purpose and for containing the species;
- ii) have flooring that minimises the likelihood of injury or of livestock slipping or falling;
- iii) be free from protrusions and other objects that could cause injury;
- iv) have sufficient vertical clearance for livestock to minimise the risk of injury;
- v) have unloading and loading facilities which are appropriate for the livestock and transport vehicles;
- vi) have pens constructed so that pigs cannot fight with unfamiliar pigs in adjoining pens;
- vii) have suitable watering facilities;
- viii) have suitable feeding facilities (where required);
- ix) have effective means to minimise the risk to the welfare of livestock from extremes of weather.

Note

Maintenance

- Regular assessment of all facilities should be undertaken to ensure facilities are operationally safe for livestock and staff.
- A regular yard cleaning program should be undertaken as required to ensure non-slip surfaces are maintained and ensure pen surfaces drain freely.
- Boggy areas should be filled with gravel or woodchips if more permanent means of eliminating such conditions cannot be undertaken.

Pigs

S3.2 The saleyard operator must provide for and ensure the holding and selling of pigs in a saleyard is conducted under a roofed area.

S3.3 The saleyard operator must provide water spray facilities and equipment for cooling pigs at a saleyard.

Dairy-bred bobby calves

- S3.4 For saleyards which routinely sell or advertise for sale dairy-bred bobby calves, the saleyard operator must provide sufficient pens under a roofed area to accommodate these calves.

Note

Livestock handling facilities should meet any relevant Australian Design Standard.

Guidelines

- G3.1 Materials used in the construction of facilities should be able to be cleaned effectively. There should be a cleaning program for yards between sales.
- G3.2 Pen gates and races should be sufficiently wide to ensure easy movement of livestock and to minimise injuries.
- G3.3 Flooring and surfaces should be designed to maximise grip and minimise slipping and falling. Strategies to improve grip include slats or grooves in the surface. If livestock are seen to be slipping and falling, the floor surface and handling of livestock should be examined and appropriate action taken to prevent the problem. Livestock should not be kept on concrete for prolonged periods.
- G3.4 Avoidable visual or noise distractions to livestock should be removed or reduced.
- G3.5 The unloading area should be restricted to authorised persons only. Unloading should be supervised by experienced stockmen.
- G3.6 Sprinkler systems (fixed or portable) should be provided in saleyards with dirt flooring to reduce dust as necessary.

Ramp and Forcing Yard Design and Construction

Refer to the Australian Livestock and Rural Transporters Association ***Guide for safe design of livestock loading ramps and forcing yards*** for detailed information on the safe design, construction and operation of livestock loading/unloading ramps and forcing yards.

Holding Paddocks and Yards

- G3.7 Sufficient yards should be provided to avoid mixing different consignments of animals and fences should be secure to prevent their escape.
- G3.8 Fences should be high enough to deter animals from jumping over rails and to prevent animals mixing or escaping. Gates should be wide enough to allow easy flow of animals without injury. A minimum width of 2500 mm per gate is recommended.
- G3.9 The provision of shade or cooling systems in hot climates and shelter from excessive cold for animals in holding facilities is desirable, recognising practical and economic limitations.

Laneways and Races

- G3.10 Laneways and fences should be sheeted where appropriate to avoid animals being disturbed by outside activities and to direct them along desired pathways. Properly designed curved sheeted races and forcing yards should be provided to facilitate the movement of animals.

- G3.11 Walkways for handlers and buyers separate to laneways for livestock are recommended, especially for large cattle-selling centres. Overhead walkways should be constructed to minimise the casting of shadows in livestock laneways which may cause livestock to balk.
- G3.12 Facilities and procedures should aim to minimise dust and eliminate boggy conditions.
- G3.13 Drains should be constructed to avoid injury to animals and to ensure efficient drainage from pens and holding areas and sited so as not to impede the movement of animals.

Isolation pens and Veterinary facilities

- G3.14 Isolation pen/s should be clearly designated and located close to unloading ramps and drafting facilities for ease of segregation of weak, sick or injured stock.
- G3.15 An isolation pen and veterinary inspection crush with easy access to reticulated water should be available for individual animal treatment when necessary.

Special Considerations of Species

Bobby calves

- G3.16 A sealed no-slip floor should be provided for calves. This floor should be hosed clean after each sale to minimise the risk of spread of disease.

Pigs

- G3.17 Pigs are more susceptible to heat and cold stress and sunburn than other livestock. They should not be exposed to long periods of direct sunlight or extremes of temperature. Panting is a sign of heat stress. Pigs should be unloaded immediately on arrival at the saleyard unless facilities exist for vehicles to park under a roofed area with spray facilities.
- G3.18 Pig holding pens should have no-slip floors impervious to moisture. Where water is provided to pigs in holding pens by drinkers, allocation, design and flow rates should be such that water requirements of different classes of pig are met with undue effort, taking into account normal expected wastage rates. If water troughs are provided they should be firmly fixed and the sides high enough to prevent fouling with faeces. Water troughs should have a minimum of 100 mm of trough length per pig. Where drinking bowls are used, at least one bowl should be provided for each 15 pigs. They should be regularly inspected and cleaned. Holding pens for the particular class and size of pigs should comply with the space requirements in the *Animal Welfare Standards and Guidelines - Pigs* or *Model Code of Practice for the Welfare of Pigs* as regulated under respective State legislation.

Truck Washing Facilities

- G3.19 Truck cleaning facilities should be provided at all saleyards or within a reasonable distance from the saleyards.
- G3.20 Truck wash facilities should meet the specifications listed:
 - Drainage: slope should be 1 in 20;
 - Pressure: should be 160 PSI @ 100 litres per minute at the tap;

- Size: large enough to cater for B-double trucks (27 metres) and also cater for road trains in areas in which these are allowed on the road network.

4 Handling and husbandry

Objective

Handling and husbandry practices are appropriate and minimise the risk to the welfare of livestock.

Standards

- S4.1 A person who handles livestock in a saleyard or depot must do so in a manner that is appropriate to the species and class, and aim to avoid pain or injury, and to minimise fear and distress.
- S4.2 A person handling livestock in a saleyard or depot must not:
- i) lift livestock by only the head, ears, horns, neck, tail, wool, or hair; or
 - ii) lift livestock off the ground by a single leg; or
 - iii) lift livestock by mechanical means unless the animal is supported or secured as necessary; or
 - iv) throw livestock; or
 - v) drop livestock except from a height which allows the animal to safely land standing on its feet; or
 - vi) punch or kick livestock; or
 - vii) strike livestock in an unreasonable manner; or
 - viii) force, prod, push or excessively handle livestock which have no room to move; or
 - ix) drag a standing animal by only the head, ears, horns, neck, tail, wool or hair; or
 - x) drag animals which are unable to stand, except in an emergency to allow safe handling, lifting, treatment or humane killing.

Electric Prodders

- S4.3 A person must not use an electric prodder on a bobby calf or a horse in a saleyard or depot.
- S4.4 A person must not use an electric prodder on a goat known or visually assessed to be pregnant.
- S4.5 A person must not use an electric prodder on a pig except during loading or unloading and only where:
- i) an individual pig weighs 60 kgs (live weight) or more; and
 - ii) other reasonable action to cause movement have failed; and
 - iii) there is reasonable risk to the safety of the stockperson.
- S4.6 A person must not use an electric prodder in a saleyard or depot
- i) on the genital, anal, udder or facial areas of an animal; or
 - ii) on livestock under three months old; or
 - iii) on livestock that are unable to move away; or
 - iv) excessively on an animal.

Dogs

- S4.7 A person in charge must ensure a dog in a saleyard or depot is under control at all times.
- S4.8 A person in charge must ensure that a dog working livestock in a saleyard is effectively muzzled at all times to prevent the biting of livestock.
- S4.9 A person must not use a dog to move a bobby calf, horse or pig, or an animal that is unable to stand in a saleyard or depot.

Inspection of livestock

- S4.10 A person in charge must ensure that an inspection of livestock is undertaken at the first reasonable opportunity, and at least once daily to ensure the health and welfare of all animals within the saleyard or depot.

Weather

- S4.11 A person in charge must take reasonable action to minimise the impact of extreme weather conditions on the welfare of livestock in a saleyard and depot.

Newborn animals

- S4.12 A person in charge must ensure that animals born during transport to, or in a saleyard or depot, are managed to ensure the welfare of the newborn and dam.

Note

Refer to specific Animal Welfare Standards and Guidelines and/or Codes of Practice for the welfare of animals regarding housing and handling requirements for any species not covered in the scope of these standards.

Guidelines

Note

Most herd livestock have a strong following instinct and all livestock have a 'flight zone' that must be understood and used for efficient livestock handling.

Livestock handling

- G4.1 Livestock should be handled in a manner that minimises stress. Where excessive handling effort occurs, facility design should be examined. Excessive yelling, noise making and sudden movements should be avoided.
- G4.2 Stock handlers should ensure that bystanders or items that may cause livestock to balk do not impede the smooth loading and unloading of livestock. Avoidable distractions should be minimised.
- G4.3 Sheep have a high level of herding instinct and handling techniques should use this behaviour to handle sheep with minimal stress.
- G4.4 Calves, lambs, kids, foals and weaner pigs, and weak or injured livestock may be carefully lifted and placed on or off a vehicle if they cannot negotiate loading ramps.

Note

These animals must meet the *Land Transport Standards* 'fit for the intended journey' criteria, unless they are being transported under veterinary advice.

Handling aids

- G4.5 Handling aids should only be used where necessary and only those that are suitable for the species and class of livestock being handled. Handling aids should be used with care. Aids for moving livestock may include flappers, backing boards, rattlers and canes with flaps or flags attached; hand, arm or body of the stock handler; and dogs.

Electric prodders

- G4.6 Electric prodders should not be used repeatedly on a single animal. They should be used sparingly and as a last resort. Alternative handling aids and methods should be selected first.
- G4.7 Electric prodders should not be used on livestock under six months old.

Dogs

- G4.8 Dogs should not be taken to a saleyard unless for the purpose of working livestock.
- G4.9 Dogs should be appropriately trained to move livestock and be responsive to commands. Well-trained dogs can assist in loading, unloading and moving sheep. In confined areas they cause stress to sheep. Their use should be strictly limited to that necessary to complete the task.
- G4.10 Dogs should be supervised at all times and be secured so as not to worry or harass livestock when not working. Dogs should be provided with water and rest after working.

Special classes of livestock

- G4.11 Calves are highly susceptible to scours and dehydration. They should be removed from saleyards as quickly as possible following sale.
- G4.12 Young, recently weaned livestock and weak livestock should be handled carefully.
- Note*
- Whilst it is not recommended that animals in advanced pregnancy be consigned to or sold through saleyards, it is recognised that this at times unavoidably occurs.
- G4.13 Animals in advanced pregnancy arriving at a saleyard should be given special treatment in regard to handling, holding times and provision of feed and water.
- G4.14 Special arrangements should be made to protect newborn livestock as soon as possible. These arrangements should include steps such as the provision of feed and water, separate penning with the mother in a pen, or the humane killing of the newborn.
- G4.15 Incidents of transportation of livestock which are in an advanced state of pregnancy (ewes, does and sows in their last two weeks of gestation, and cows

and mares in their last four weeks of gestation), and delivery of newborn animals should be recorded on an Animal Welfare Incident Report form with follow up action also recorded.

- G4.16 Pigs should be handled quietly at all times. Pigs should be managed as far as is reasonably possible to ensure that aggression between pigs does not lead to injury or stress during unloading, penning and loading.
- G4.17 When handling or moving pigs, stockpersons should use moving boards and /or flappers.
- G4.18 Livestock should not be washed using hand-held high-pressure hoses unless steps are taken to avoid sensitive areas of the animals and to minimise cold stress.

Segregation

- G4.19 Mixing unfamiliar groups and aggressive livestock should be avoided, unless appropriately managed through handling and segregation arrangements.

Unloading livestock

- G4.20 Livestock should be unloaded promptly on arrival at the destination. Trucks carrying calves or injured livestock should have priority for unloading.
- G4.21 Calves under 30 days old should be unloaded with care as they may not have developed following behaviours and may also become easily fatigued.
- G4.22 Livestock should be allowed to walk quietly and calmly off the vehicle to minimise stress and injury. Particular care should be taken during unloading as livestock will be fatigued from the journey.
- G4.23 At unloading, if the facility is unmanned or after-hours arrangements are to be followed, drivers should make sure that unloaded livestock have access to water.
- G4.24 Provisions should be made for the emergency unloading of livestock 24 hours per day. Either, one loading ramp and the adjacent pens shall remain unlocked or if the selling complex is locked, a notice should be displayed at the entrance giving the after hours phone numbers of the duty agent, his contractor or the saleyard manager.
- G4.25 At night, lighting should be positioned to give even illumination over ramps, races, yards and inside the transport vehicle, to avoid glare and minimise shadows, and should not shine into the eyes of livestock moving in the desired direction.

Note

Requirements relating to handling, loading facilities and inspections apply to the unloading of livestock.

Weather conditions

- G4.26 During cold weather, care should be taken to avoid cold stress and wind chill, particularly for recently shorn sheep and goats, and weaner pigs, lambs and calves.

5 Drafting and Penning

Objective

Drafting practices and penning densities are appropriate and minimise the risk to the welfare of livestock.

Standards

S5.1 A person in charge must ensure that livestock are not overcrowded in a pen or yard. Livestock held in a non-selling pen or yard must have sufficient space to move freely and lie down to rest. Livestock held in a selling pen must have sufficient space to allow all animals in the pen to stand, be inspected and any downed animal to rise unassisted.

S5.2 A person in charge must ensure that each pen or yard of livestock is assessed for appropriate penning density. The assessment will primarily be based on the body size of the livestock, and must be managed to minimise risk to the welfare of the livestock.

Determination of penning density must consider all of the following factors:

- i) species and class
- ii) size and body condition
- iii) wool or hair length
- iv) horn status
- v) weather conditions
- vi) design and capacity of the pen
- vii) time spent in the pen.

S5.3 A person in charge must ensure livestock are segregated into sufficient and where necessary, individual pens to minimise risk to the welfare of other livestock.

Determination of segregation must consider all the following factors:

- i) species, class and size
- ii) general health of the animals
- iii) level of aggression.

Note

Penning density is an important welfare issue especially for lambs, as overcrowding in pens can predispose to death from smothering.

Guidelines

Drafting

- G5.1 Drafting facilities that utilise the natural tendency of livestock to follow one another are recommended. For drafting cattle, 360° overhead operated facilities are preferred.
- G5.2 Lighting should be installed to avoid, as far as possible, shadows and dark areas across laneways and in drafting yards, particularly where animals are drafted at night. Animals need to see a clear path in front of them. Noise levels should be kept to a minimum.
- G5.3 When drafting livestock, operators should allow time for the animals to see where they are required to move and to give them room to move. Rushing animals only confuses them, and causes further stress, hindering the drafting operation.

Selling Pens

- G5.4 A person should not excessively spin cattle around in a selling pen.
- G5.5 The density of cattle in selling pens should allow for all cattle to have access to water.
- G5.6 Horned and polled cattle should be penned separately, unless they arrived penned together in one consignment. If the latter is the case, horn status is recorded as horned.
- G5.7 Lower densities should be used where there are young at foot.
- G5.8 Different classes of stock should be maintained separately as far as practical.

Separation of Animals during holding

- G5.9 Animals of different species should not be mixed, in particular calves or sheep with pigs. Within species, unless they arrived in one consignment from a single point of origin, the following categories should be kept separated:
- Females with suckling offspring;
 - Females known to be in advanced pregnancy;
 - Mature entire males;
 - Unfamiliar groups of pigs.
 - It is also desirable, whenever possible, to hold separately:
 - Hornless and horned animals;
 - Animals of significantly different sizes.

Weather conditions

- G5.10 Weather conditions should be taken into consideration when penning livestock if there is a risk of heat or cold stress.
- G5.11 In hot weather, the penning density of livestock should be managed (by reducing density) to minimise the risk of heat stress.

6 Feed and Water

Objective

Livestock have access to feed and water to minimise the risk to their welfare.

Standards

- S6.1 Livestock at a saleyard or depot must be provided with reasonable access to water within 24 hours of arrival at the facility by the person in charge, or within the maximum time off water period applicable to the species and class of animal if this time is less than 24 hours as defined in the *Land Transport Standards*. Horses must be provided with reasonable access to water within 12 hours of arrival at the facility by the person in charge.
- S6.2 A person in charge must manage time off water to minimise risk to the welfare of livestock according to:
- (i) the increased risk to livestock welfare of longer journeys close to the permitted maximum time off water; and
 - (ii) the assessment of whether the livestock are fit for the intended journey; and
 - (iii) the predicted and actual climatic conditions, especially heat or cold; and
 - (iv) the class of livestock, especially if weak, pregnant, recently having given birth, lactating or immature; and
 - (v) the nature of the intended journey.
- S6.3 If the maximum permitted time off water as defined in the *Land Transport Standards* is reached, the person in charge must provide the livestock with a spell (water, food, space to lie down to rest) as defined in the *Land Transport Standards*, before continuing the current journey or before starting another journey.
- S6.4 A person in charge must ensure pigs have access to water at all times in receival and holding pens.
- S6.5 A person in charge must ensure cattle, sheep and goats held in a saleyard or depot are provided with adequate and appropriate feed within 48 hours of delivery to that facility.
- S6.6 A person in charge must ensure pigs which have been held in a saleyard or depot for 24 hours are provided with adequate and appropriate feed.
- S6.7 A person in charge must ensure horses which have been held in a saleyard or depot for 12 hours are provided with adequate and appropriate feed.
- S6.8 A person in charge must ensure bobby calves consigned to saleyards or depots for sale for slaughter are progressed through the saleyard and transport processes to ensure delivery to meat processors within a maximum of 18 hours from time of last feed.

Note

Providing water is a key determinant of livestock welfare during transport and in saleyards.

People responsible for the transport of livestock (consignors, transport operators and receivers) must comply with the applicable standards relating to maximum time off water and minimum spell periods for the species as defined in the *Land Transport Standards*.

Refer to below note specific to bobby calves for details on complying with the bobby calf supply chain industry requirement for maximum time-off-feed.

Reference

Meat and Livestock Australia Report – A Literature Review - Investigating feed and water curfews for the transport of livestock within Australia; Project code LIVE.122A; Published May 2006. ISBN 9781925045703

Guidelines

Feed and water considerations

Note

Water and feed curfews can be an important part of livestock management for transport, depending on the species and pasture conditions before transport. Issues include faecal and urine contamination of livestock, vehicles and roads, and slipping and falling of livestock in wet livestock crates. Water and feed curfews must be managed in the context of the total time off water and food.

- G6.1 At the receipt of livestock, action should be taken to determine the time that livestock have been off feed and water from the person(s) delivering the livestock and/or consignment records and documentation.
- G6.2 Post sale, persons responsible for the livestock (owner, owner's nominee or agent) should seek the time that livestock have been off feed and water and take this information into consideration when planning the next journey.

Watering Facilities

- G6.3 Watering facilities should be provided to ensure that the following groups have reasonable access to cool clean drinking water:
 - bobby calves;
 - all animals that have been travelling for more than 12 hours or deprived of water for a total period of more than 12 hours;
 - all animals held in yards for more than 12 hours or lesser periods during hot weather.
 - horses should be provided access to water at all times.
- G6.4 Where water is provided, it should be easily accessible to all livestock and livestock should be able to drink with normal posture.
- G6.5 Livestock should be monitored to determine whether they are drinking as expected and, if they are not drinking, action should be taken to encourage water intake. Actions may include:
 - ensuring livestock can access the water facilities (e.g. through stocking density, trough size and space)

- regular checking of observable water quality, ensuring water is free of algae, faeces and organic matter (e.g. by flushing water lines, keeping troughs clean)
- adding electrolyte or molasses, providing water on the ground or providing feed.

Where there is a general problem with livestock from many sources not drinking, water chemistry should be examined.

- G6.6 Watering facilities should be provided in all yards and pens where animals may be held for more than 12 hours.
- G6.7 Troughs should be constructed and located to minimise injury to animals and minimise fouling with faeces. They should be capable of being easily cleaned and should be cleaned before each sale.
- G6.8 Water pressure should be adequate to keep water containers full at all times.
- G6.9 Water troughs or bowls can be situated on the boundary of two pens.
- G6.10 Nipple drinkers and bowls should not be used as the sole source of water.

Feeding at Saleyards

- G6.11 Ideally, animals should not be without food for more than 24 hours including the time spent travelling and yarding. For immature animals the intervals between feeds should be considerably shorter.
- G6.12 The owner or their agent is responsible for the feeding of livestock where this is necessary. Arrangements for feeding and water should be made with the person in charge of the saleyard in the absence of the owner and agent.
- G6.13 Adult horses should be fed and watered as soon as possible after unloading and every five hours thereafter with a suitable quality and quantity of feed and water to minimise colic risk.

Species specific considerations

Bobby Calves

Note

The *Land Transport Standards* dictate bobby calves must be adequately fed milk or milk replacer on the farm within six hours of loading; and be assembled and transported to ensure delivery in less than 18 hours from the last feed with no more than 12 hours spent on transports.

The bobby calf industry supply chain has agreed to a maximum 30 hours time-off-feed for bobby calves being transported for slaughter.

Unless a record is available of the actual time that bobby calves were fed on farm before loading; for the purpose of calculating the time-off-feed, it will be assumed the calves were fed six hours before dispatch to the saleyard. Without a record of feed time, in general circumstances bobby calves are to arrive at the abattoir within 12 hours of dispatch from the farm (18 hours from last feed).

- G6.14 Saleyards which handle bobby calves should have contingency plans in place for the feeding of bobby calves in circumstances of delays where the calves may go over 30 hours time-off-feed before they are expected to be slaughtered or fed next.

7 Pre-sale livestock inspection, selection and care of weak, sick and injured animals

Objective

All livestock in saleyards are assessed as fit for sale prior to selling, and any unfit animals are given the appropriate care and treatment.

Standards

S7.1	A person in charge must not present for sale livestock that are not fit for sale. An animal is not fit for sale if it is: <ul style="list-style-type: none">i) unable to walk on its own by bearing weight on all legsii) emaciatediii) visibly dehydratediv) showing visible signs of severe injury or distressv) suffering from conditions that are likely to cause increased pain or distress during transportvi) blind in both eyes
S7.2	A person in charge must not present for sale a bobby calf unless the calf is a minimum of five days of age, is in good health, alert, and able to rise from a lying position. This does not apply to calves born in transit to, or at the saleyard.
S7.3	A person in charge must make the appropriate arrangements at the first reasonable opportunity for the separation of distressed, weak, sick or injured livestock for further assessment, rest and recovery, appropriate treatment or humane killing.
S7.4	A person in charge must ensure that appropriate arrangements are made at the first reasonable opportunity for the care, treatment or humane killing of any animals assessed as not fit for sale or sick, injured or diseased livestock.

Note

Livestock being 'fit for sale' is an important issue for livestock welfare at saleyards. Many factors may affect an animal's fitness for sale and ensuing transportation. Selection of livestock 'fit for sale' is primarily the responsibility of the selling agency staff, however the saleyard manager/superintendent has a shared responsibility for this issue as they have overall responsibility for livestock welfare in the saleyards.

Appropriate treatment for distressed, weak, sick or injured livestock may be humane killing.

Refer to **Appendix 2** for the standards relating to pre-transport selection of livestock (Land Transport Standards SA4.1 to SA4.5).

Guidelines

G7.1 Bobby calves selected or presented for sale should:

- be a minimum live-weight of 23 kg
 - have hooves that are firm and worn flat, and that are not bulbous with soft unworn tissue
 - have a navel cord that is wrinkled, withered and shrivelled and not pink or red coloured, raw or fleshy.
- G7.2 Lambs, kids, piglets or foals less than one month of age which are not accompanied by their dam, should not be presented for sale.
- G7.3 Cull dairy cows destined for slaughter that are still lactating should be consigned directly to an abattoir rather than consigned through a saleyard.

Identifying weak, sick or injured livestock on arrival

- G7.4 Healthy animals should be unloaded first, as quietly as possible, to minimise further injury to injured animals. Injured animals should be attended to without delay.
- G7.5 Livestock that cannot walk from the vehicle ('downers') should be killed humanely on the vehicle, where practical. Alternatively, facilities, equipment and sufficient personnel should be available for the humane unloading of these livestock and their humane killing at the first opportunity.

Livestock that are not fit for sale or fit for the intended journey

- G7.6 Appropriate arrangements for the care of livestock considered not fit for sale or to travel should include, but are not restricted to:
- effective containment in a suitable holding area
 - rest
 - provision of shelter, feed and water
 - veterinary treatment
 - humane killing.

Weak, sick or injured livestock

- G7.7 Weak, sick or injured livestock should be managed to minimise risks to their welfare. Management may include providing additional spells, protecting from extreme weather, not mixing with stronger livestock and not transporting unless under veterinary advice.
- G7.8 Weak, sick or injured livestock that are able to walk, do not have broken limbs and are not in pain but have a higher risk of poor livestock welfare should be assessed individually and moved only if necessary for the better management of the animal.
- G7.9 Where there is concern about the assessment of fitness for sale or an intended journey, veterinary advice should be sought.

Disposal of dead stock

- G7.10 Dead animals should be removed from pens and yards as soon as possible and disposed of.

8 Humane killing

Objective

Where it is necessary to kill livestock, it is done promptly, safely and humanely.

Standards

S8.1	The saleyard operator must have a documented plan and procedures in place for the humane killing of livestock at the saleyard.
S8.2	The saleyard operator must ensure the provision of a designated person with the relevant knowledge, skills, experience and access to the appropriate equipment for the humane killing of the species and class of livestock routinely handled at the saleyard. A designated person/s must be available to humanely kill an animal within a reasonable time during normal saleyard operating hours.
S8.3	A person in charge of an animal that is suffering from severe distress, disease or injury that cannot be reasonably treated must ensure the animal is humanely killed at the first reasonable opportunity.
S8.4	A person in charge must ensure killing methods result in rapid loss of consciousness followed by death while unconscious. <i>Note: Blunt trauma is not an acceptable method for killing animals in a saleyard.</i>
S8.5	A person killing an animal must have the relevant knowledge, skills and experience, or be under the direct supervision of a person with the relevant knowledge, skills and experience to humanely kill an animal.
S8.6	A person humanely killing an animal must take reasonable action to confirm the animal is dead.

Note

The primary consideration in humane killing is to prevent the animal from suffering further pain or distress. Guidelines below define recommended methods for humane killing for each species and class of livestock.

In the context of the saleyard process, humane killing is deemed a routine procedure. The most prompt, approved method to relieve suffering is recommended. Many practical, safety and legal considerations will influence the choice of a humane killing method.

Under most state animal welfare legislation, the saleyard manager may with any assistance that is necessary, kill animals under their control that are distressed, disabled, injured or suffering. Saleyard managers should refer to their respective state legislation.

Points of aim for firearms and captive bolts are shown in a diagram in **Appendix 1** for each species, as relevant.

Guidelines

Humane killing methods

- G8.1 Humane killing should be done with the minimum number of people present, and other distractions should be minimised.
- G8.2 The animal should be handled carefully and be appropriately restrained so that it is not unnecessarily distressed or alarmed.
- G8.3 Where livestock are able to walk, they should be handled in a race or crush. Animals requiring emergency killing should be humanely killed without moving them further than necessary to effect the killing. It may be necessary to carry out emergency killing on the transport vehicle. Animals with broken limb bones that are assessed as requiring euthanasia should be moved the minimum distance necessary to allow the humane killing in a safe and effective manner.
- G8.4 Livestock should be brain-shot by rifle or captive bolt in the approved positions, according to the species specific recommended killing methods below.

Confirming death in livestock after humane killing

- G8.5 Following use of a humane killing method, livestock should be monitored for at least five minutes to ensure that death has occurred. The signs of death listed below should be used in confirming death of the animal:
- loss of consciousness and deliberate movement including eyes
 - absence of corneal 'blink' reflex when the eyeball is touched
 - maximum dilation of the pupil
 - absence of rhythmic respiratory movements for at least five minutes
- G8.6 Return of rhythmic breathing, corneal reflex, vocalisation or deliberate movement are the main signs that an animal is only stunned and requires the application of an approved method to ensure death.
- G8.7 If it is not certain that an animal is dead, then an approved method should be used immediately to ensure death in a rapid and humane manner. If necessary, bleeding-out or another technique should be used to ensure death in unconscious livestock.

Note

The confirmation of an animal's death following a humane killing procedure can be a difficult task to judge, and requires training and experience of species differences in responses.

Recommended methods and procedures for humane killing

Note

The following guidelines provide information on the recommended methods for humane killing. Refer to **Appendix 1** for further detail on specific practices and applying methods to particular species.

Firearms

- G8.8 Firearm use should be in the frontal or poll positions, except for pigs which can also be shot in the temporal position (refer to **Appendix 1** for species specific recommendations).
- G8.9 To ensure maximum impact and the least possibility of misdirection, projectiles should be fired at the shortest range possible, but not with the barrel in contact with the animal's head.
- G8.10 Suitable projectiles and propellant charges for the species and class of livestock and situation should be used to always achieve humane killing with reasonable personal safety if carried out correctly.

Note

In general, firearms are the most acceptable method of humane killing for livestock. In saleyard situations, the distance between the end of the firearm barrel and the animal is expected to be between 10 and 100 cm. The only approved target organ is the brain. There are two effective aiming points at the head: frontal and poll. Before firing, the animal's head must be still.

For the frontal method, the firearm or captive bolt should be directed at a point in the middle of the forehead where two lines from the topside of the base of the ears and top of the eyes intersect (pigs — from the bottom side of the ears to the eyes). The line of fire should be aimed into the skull towards the imagined centre of the brain or spinal cord to target the brain stem which lies midway along an imaginary line drawn between the base of the ears, as indicated in the diagrams.

For the poll method, the animal is shot through the skull just behind the base of the horns. The line of fire should be directed slightly forward of the angle of the jaw of the animal, depending on the point of impact. Generally, the poll method is preferred for horned livestock, such as goats and sheep.

Refer to **Appendix 1** for the temporal method in pigs.

Captive bolt devices

- G8.11 Captive bolt use should be:
- in the frontal or poll positions; and
 - accompanied by appropriate restraint; and
 - applied in contact with the skull, and
 - followed immediately by bleeding-out to ensure death in cases where the animal is not already confirmed dead.
- G8.12 The captive bolt stunner should be pressed firmly on the head before being discharged, and should be positioned as described in the approved positions for each species of livestock. The temporal position is not an option.
- G8.13 For penetrating captive bolt stunners, the cartridge power should be appropriate to the species and class of livestock. Non-penetrating captive bolt (concussion) stunners are not recommended in transport and saleyard situations. Operators should make sure that charges intended for use are

appropriate for the species and class of livestock. Captive bolts should be regularly cleaned and maintained in optimal working condition according to manufacturer's instructions.

Anaesthetic overdose

- G8.14 Veterinarians or approved persons should perform anaesthetic overdose as appropriate.

Note

Consideration to the likely anaesthetic chemical residues in the carcass should be considered. This will likely limit disposal options.

Bleeding-out (exsanguination)

- G8.15 Bleeding-out is permitted only after an effective stunning method has been used and the animal has been assessed to be unconscious. The use of bleeding-out as a primary method of killing is not acceptable except in an emergency situation. The animal should be monitored to ensure that death has occurred from effective blood loss.

Note

Bleeding-out of stunned livestock is a method to cause death. Bleeding-out (exsanguination) is performed by cutting the main blood vessels; at the top of the heart via the thoracic inlet (chest stick), in the neck (neck cut) or in other locations.

Pithing

- G8.16 Pithing may be done to ensure death after stunning, particularly where blood loss is to be avoided.

Note

Pithing is permitted only after an effective stunning method has been used and animals have been assessed to be unconscious.

Species specific recommended methods and procedures for humane killing

Refer to **Appendix 1** for species specific recommended methods and procedures for humane killing.

Glossary

access to water	<p>A reasonable opportunity for livestock to be able to drink water of a suitable quality and quantity to maintain their hydration.</p> <p><i>See reasonable access to water</i></p>
advanced pregnancy	<p>Means ewes, does and sows estimated to be in their final two weeks of pregnancy (gestation), and cows and mares estimated to be in their final four weeks of pregnancy.</p>
After-hours	<p>Outside of normal hours of saleyard operation</p>
agent (includes livestock agent)	<p>A person involved in the buying and selling of livestock for production, sale or slaughter. A person who acts on behalf of someone else. Includes a livestock buyer.</p>
animal	<p>Synonymous with livestock. Means an individual which is of a class of cattle, sheep, goat, pig or horse.</p>
animal welfare	<p>The state of an animal and how well it is coping with the conditions in which it lives.</p>
assembly	<p>The process of bringing livestock together in a place such as a yard, shed, container or cage before loading for transport and includes mustering or capture, handling, drafting or selection, restraint and any procedures on livestock that might take place in preparation for transport.</p>
at the first reasonable opportunity	<p>Means that the appropriate action for livestock is undertaken without delay except where a reasonable delay is caused by a significant reason relating to resources, skills, safety or the immediate welfare of other livestock or people.</p>
bleeding-out	<p>Loss of blood caused by cutting the major blood vessels, usually in the neck or at the base of the heart via the thoracic inlet.</p>
blunt trauma	<p>A single blow to the forehead, causing immediate loss of consciousness.</p>
bobby calf	<p>A calf not accompanied by its mother, less than 30 days old, weighing less than 80 kg live weight.</p>
calf	<p>Cattle less than six months old.</p>
cattle	<p>Genus <i>Bos</i>.</p>

class	A group of a livestock species defined by age, size or sex. Lactating livestock with young at foot are considered as a single class.
consignor	<p>The person who consigns and/or the person in charge of livestock at the commencement of the transport process.</p> <p>Consignors of livestock are usually the owners of the livestock but may also include livestock agents, drivers and transport companies, and personnel from properties, saleyards, feedlots, depots and livestock-processing plants, who handle livestock to be transported.</p>
construction	Nature of facilities or equipment includes the design, layout, installation, assembly of the facilities and the materials of which they are made.
curfew	The withdrawal of access to water and/or feed before another procedure, such as weighing, or before transport. This dry period is included in the total water-deprivation time. This dry period is not part of a spell.
direct supervision	<p>A person (the supervised person) is acting under the direct <i>supervision</i> of another person (the supervisor) if the supervisor:</p> <ul style="list-style-type: none"> (a) provides instructions and guidance to the supervised person in relation to the subject activity; and (b) oversees and evaluates the performance of the activity by the supervised person; and (c) is contactable by the supervised person; and (d) is supervising the person in accordance with paragraphs (a), (b) and (c) above; and (e) is on the same premises as the supervised person while the subject activity is being undertaken; and (f) is able to immediately render assistance to the supervised person, if required, at any time during which the subject activity is being undertaken.'
depot	Facilities or yards where livestock may be rested between journey(s) or holding facilities in a particular region where livestock are delivered from farms for assembly before a journey.
drafting	The process of selection and separation of a group of animals (livestock), usually based on class, sex, size or weight of the animals. Often 'drafted' through a race or laneway.

driver	Means the person who drives a livestock transport vehicle.
duty of care	The responsibility for livestock welfare expected from a person in charge of livestock. It applies to any person who is in charge of livestock at any time and is in the position to take reasonable action to minimise the risk to livestock welfare.
emaciated	Extremely thin body condition due to starvation or disease.
emergency	Where animal welfare or human safety may otherwise be compromised
extremes of weather	Temperature and climatic conditions (e.g. rain, hail, snow, wind, humidity and heat) that — individually or in combination — are likely to predispose livestock to heat or cold stress.
facilities	See <i>Livestock-handling facility</i> . Yards, depots, saleyards, and ramps.
feed	Adequate and appropriate nutrition.
fit for sale	Livestock are fit for sale if they have sufficient health, vigour and condition to withstand the sale and any ensuing or likely intended journey. Elements of fitness for sale include: <ul style="list-style-type: none"> • able to walk on their own by bearing weight on all legs • not emaciated • not visibly dehydrated • not showing visible signs of severe injury or distress • free from conditions that are likely to cause increased pain or distress during transport • not blind in both eyes

fit for the intended journey Livestock are of sufficient health, vigour and condition if they can withstand the intended journey.

Elements of fitness for the intended journey include:

- able to walk on their own by bearing weight on all legs
- not severely emaciated
- not be visibly dehydrated
- not showing visible signs of severe injury or distress
- free from conditions that are likely to cause increased pain or distress during transport
- not blind in both eyes
- not known to be, or visually assessed not to be within two weeks of parturition unless the water-deprivation time and journey is less than four hours' duration.

Following the intended journey, they can recover their normal biological state in a reasonable time.

foal Unweaned horse under six months old.

gestation lengths

Species	Gestational range (days)	Gestation average (days)	Gestation average (months)	Third trimester begins at (months)
Cattle	279–290	285	9.5	6
Goat	144–151	150	5	3.3
Horse	310 -151	340	11.3	7.5
Pig	112–117	115	3.8	2.5
Sheep	144–152	150	5	3.3

goat Genus *Capra*.

guidelines The guidelines complement the standards, are advisory, and are intended to provide a basis for good livestock welfare practices.

See *Standards*.

handling aid A device to move livestock, including electric prodders, flappers, flags, moving boards, rattles or noise makers.

heat stress When the response by animals to hot conditions above their thermo-neutral limit (heat load) exceeds the ability of their behavioural, physiological or psychological coping mechanisms.

horse *Equus caballus* or *Equus asinus* and their hybrids.

humane killing	The killing of an animal in a manner which causes rapid loss of consciousness and then death of the animal while unconscious.
inspection of livestock	The visual appraisal of the health and welfare of each animal
journey	The loading, transporting and unloading of livestock during the transport process.
journey time	The period of time commencing when the loading of livestock in a container or on a vehicle for a journey starts and finishing when the unloading of livestock at a destination is completed.
kid	Unweaned goat under six months old.
lamb	Sheep under four months old.
lame	A condition where an affected animals is able to put little, if any, weight on one or more of its legs.
Land Transport Standards	<i>Australian Animal Welfare Standards and Guidelines- Land Transport of Livestock</i> edition 1, version 1.1 2012 (or as amended).
lethal injection	An overdose of a recognised anaesthetic or analgesic agent delivered by a veterinarian or a person approved to do so, leading to a loss of consciousness and death. An injection of an agent to cause death in an unconscious animal.
lift (lifted, lifting)	To raise the entire weight off the ground. 'Lifted off the ground'. Handling of the head, neck, horns, ears, or tail to control or steady an animal in a supported lift or other manoeuvre, is permitted where the major effort is whole body support, and not using one or a combination of the above body parts for the major effort.
livestock	A group of animals of a class of cattle, sheep, goats, pigs, horses
livestock / stock agent	Means the same as 'agent'
livestock consignor	Means the same as 'consignor'.
livestock-handling facility	Any yard, raceway, ramp, crush, building or enclosure used for the purposes of handling livestock for holding, loading and unloading, including a saleyard, and depot,. Does not include a paddock or laneway with conventional wire fencing.

livestock-processing plant	Abattoir or premises used for the slaughter of livestock and production of meat or meat products.
livestock standstill	<p>A livestock standstill may be declared by the State Chief Veterinary Officer in the event of a suspect or confirmed emergency animal disease. The declaration will specify the species affected and the timeframe for the standstill (initially usually 72 hours, but this may be extended). Livestock (as specified) can not be moved in, out or within the declared area without a permit from an <i>Inspector of Livestock</i>.</p> <p>See 'livestock standstill action plan'</p>
livestock standstill action plan	<p>A documented plan outlining saleyard procedures for implementation of a livestock standstill following a declaration in the event of a suspect or confirmed emergency animal disease.</p> <p>Note: refer to Appendix 3 for details to access a template for a Saleyard Stock Standstill Action Plan</p>
loading	The moving of livestock onto a vehicle at the start of a journey for the purpose of transport.
owner	A person or company who owns livestock.
pen	Refers to an individually enclosed section within a saleyard for confining livestock as individuals or smaller groups (often referred to as a 'selling pen'). See ' <i>yard</i> '
penning	The process of putting livestock in a pen (usually referring to a 'selling pen').
penning density	The amount of space provided for an animal in a pen or yard
persons at destination	Means the same as <i>receiver</i> .

person in charge	<p>In relation to an animal, means:</p> <ul style="list-style-type: none"> (i) the owner of the animal; or (ii) a person who has actual physical custody or control of the animal, but only during the duration of such custody or control; or (iii) if the person referred to in paragraph (ii) is a member of staff or another person, that other person; or (iv) the owner or occupier of the place or vehicle where the animal is or was at the relevant time. <p>Note: At any one time there may be more than one person in charge.</p> <p>Responsibility for duty of care for livestock welfare may extend to the person's employer.</p>
pig	Genus <i>Sus</i> .
piglet	Unweaned pig.
pithing	The process of destroying nervous tissue in and around the brainstem to ensure death by either inserting a rod into the hole created by a projectile or transecting the spinal cord at the foramen magnum.
ramp	A stockyard structure used for loading and unloading livestock.
reasonable action(s)	Those actions regarded as reasonable to be done by an experienced person in the circumstances to address the problem, as determined by accepted practice and by other similarly experienced people.
reasonable access to water	Means an opportunity for a minimum of four consecutive hours for livestock to be able to drink water of a suitable quality and quantity to maintain their hydration.
receiver (saleyard context)	A person(s) at the destination who receives the livestock. They may include the consignee's agent, agency staff (stockpersons), saleyard operators and saleyard staff. There is also a responsibility for livestock welfare that extends to company management at the destination.

relevant knowledge, skills and experience	<p>Means the ability to demonstrate the knowledge, skills, attitude and behaviour to undertake the requirements of these standards.</p> <p>Supporting evidence includes any of the following:</p> <ul style="list-style-type: none"> i) Records of on-the job training ii) Relevant experience iii) Recognised training and staff training registers iv) Induction training v) Supervisor sign-off for specific tasks.
risk to welfare of livestock	The potential to cause pain, injury or distress to livestock.
sale (for sale)	Offered to be sold, made available to purchaser. Includes offer for barter or give away
saleyard	<p>A premise with permanent livestock delivery, holding and selling facilities where the primary purpose of the establishment is for the gathering of livestock from a number of sources for exchange of ownership; that is, livestock are bought and sold.</p> <p>Equivalent to <i>livestock exchange</i> and <i>livestock selling centre</i></p>
saleyard manager / superintendent / supervisor	<p>The person responsible the day to day activities at the saleyard, either directly through the supervision of the actions of saleyard staff or indirectly through the livestock agents and contract stock handlers.</p> <p>Equivalent meaning to <i>saleyard superintendent</i> and <i>saleyard supervisor</i></p>
saleyard operator	The person, company or organisation responsible for the operation of the saleyard
saleyard process	Means all the stages involved in handling livestock through a saleyard or depot, including the receipt of livestock into the saleyard complex or depot, yarding, holding, handling, drafting, weighing, NLIS scanning, penning into and out of selling pens, provision of feed and water, assembling for dispatch from the saleyard complex or depot.
segregate	To separate from other classes of animals by physical and/or visual means.
selection of livestock	The process of inspection to ensure that livestock are assessed to be fit for the intended journey and the actions taken during the inspection to present the livestock for loading and transport.
sheep	Genus <i>Ovis</i> .

spell	<p>A spell is the provision of water, food and space to lie down to rest for the minimum time periods defined by the <i>Land Transport Standards</i> for each species and class of animal and is a mandatory requirement when maximum time off water is reached before starting a further journey.</p> <p>Water, food and space to lie down must be provided to all livestock, on a stationary vehicle or off a vehicle. Where animals are unloaded, a spell starts from the time all animals are unloaded and ends when animals are handled for reloading. Handling of animals should be kept to a minimum.</p> <p>A spell may occur voluntarily before loading, mid-journey or at the completion of a journey.</p> <p>Where livestock are spelled for 24 hours, any subsequent journey can be considered as a new water deprivation period.</p> <p>A spell does not include time spent in curfew.</p>
standards	<p>The acceptable animal welfare requirements that are designated in the standards section of this document. The requirements that must be met under law for livestock welfare purposes.</p>
stockperson / stock handler	<p>A person who handles or moves livestock. A stockman or <i>stockperson</i>. Includes any person involved in the saleyard process who handles livestock.</p>
stress	<p>A response by animals that activates their behavioural, physiological or psychological coping mechanisms.</p>
stun	<p>To make an animal unconscious.</p>
supervision	<p>A person (the supervised person) is acting under the <i>supervision</i> of another person (the supervisor) if the supervisor:</p> <ul style="list-style-type: none"> (a) provides instructions and guidance to the supervised person in relation to the subject activity; and (b) oversees and evaluates the performance of the activity by the supervised person; and (c) is contactable by the supervised person. <p>See '<i>direct supervision</i>'</p>

time off water	<p>Means the period of time for which livestock do not have <i>reasonable access to water</i> during the transport process.</p> <p>Maximum time off water means the limit which cannot be exceeded as dictated in the species specific standards within the <i>Australian Animal Welfare Standards and Guidelines – Land Transport of Livestock</i>.</p> <p>The minimum period to be recognised as <i>reasonable access</i> is four consecutive hours. If livestock are provided with access to water for less than four hours, their maximum allowable transportation time (time off water) is unchanged. If livestock provided with reasonable access to water for between four and 24 hours, the time for which such access was provided can be added to extend the total time of the trip if the livestock continue to meet the fitness requirements.</p> <p>If the livestock have a spell of the duration stated in the species requirements, the journey is deemed to be completed and another journey can be undertaken for the maximum time off water.</p> <p>The time off water is calculated by accumulating the following time periods where <i>reasonable access to water</i> does not occur:</p> <ol style="list-style-type: none"> 1. the period of time the livestock are being assembled (where reasonable access to water is not provided); plus 2. the period of time the livestock are held in a livestock holding facility prior to loading (where reasonable access to water is not provided); plus 3. the period of time the livestock are being loaded (where reasonable access to water is not provided); plus 4. the period of time where the livestock are on a vehicle whether moving or stationary (where reasonable access to water is not provided); plus 5. the period of time the livestock are unloaded and held in a livestock handling facility during transit or at a destination until reasonable access to water is provided. <p>Equivalent meaning to <i>Water-deprivation time</i>.</p>
transport process	<p>Means all the stages involved in moving livestock from one place to another and includes assembling, selecting livestock to be transported, holding livestock prior to loading, loading, transporting, unloading and handling livestock until they have reasonable access to water and feed at a destination.</p>
transporter	<p><i>Driver</i> and / or the <i>registered operator</i> of a livestock transport vehicle.</p>
under control	<p>In relation to a dog, that it is fully responsive to the commands of the handler at all times.</p>

unloading	The moving of livestock that have been transported, off a vehicle at a destination
vehicle	Any conveyance used for transporting livestock and includes a rigid body truck, a prime mover, a trailer, ancillary trailer, a locomotive, and wagon or other road transport.
veterinary advice	Advice from a veterinarian registered in Australia. A veterinarian offering advice or services has a responsibility to ensure that they are competent on the subject in question.
yard (holding yard)	An individually enclosed section within a saleyard for confining livestock. A (holding) yard is usually a larger confined section than a 'pen' and is used for holding larger groups of stock within a saleyard complex. See ' <i>pen</i> '
water-deprivation time	Equivalent meaning to <i>time off water</i> .
weaner pig	A pig that has been weaned from the sow up to 30 kilograms live weight.

Appendix 1. Species specific recommended methods and procedures for humane killing

Cattle

GA1.1 The recommended methods of humane killing adult cattle and calves including calves less than 24 hours old are the use of either close-range firearm or captive bolt to the brain.

GA1.2 The preferred option for humane killing is a firearm in the frontal position. The brainstem should be targeted and it lies midway along an imaginary line between the base of the ears.

Note:

For adult cattle, a rifle should deliver at least the muzzle energy of a standard 0.22 magnum cartridge. For larger animals and bulls, 0.30-calibre high-power cartridges are recommended. For calves, a rifle should deliver at least at least the muzzle energy of a standard 0.22-long rifle cartridge.

GA1.3 Cattle should be bled out using a suitable, sharp knife by either the chest stick method or slitting the throat (neck cut). Note: Animals must be unconscious prior to bleeding out.

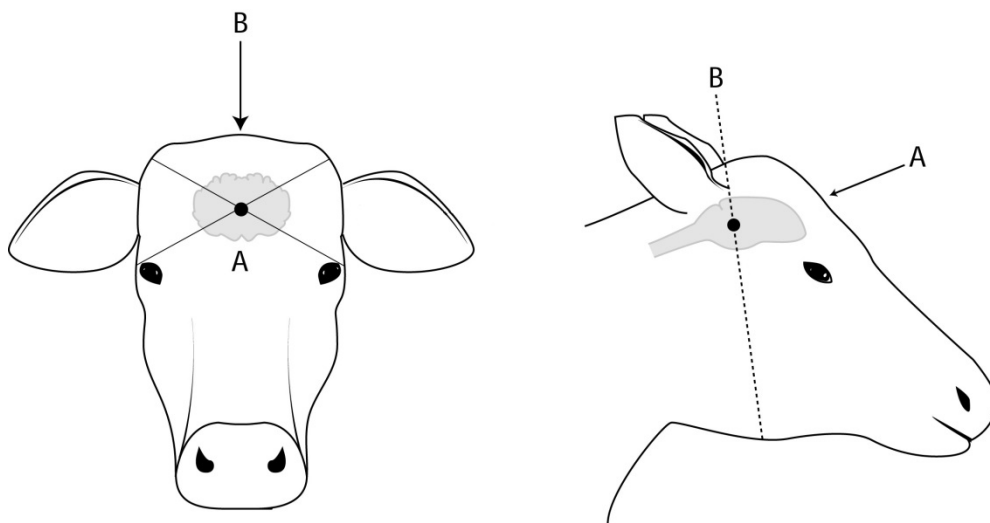


Figure A1.1 Humane killing of polled cattle

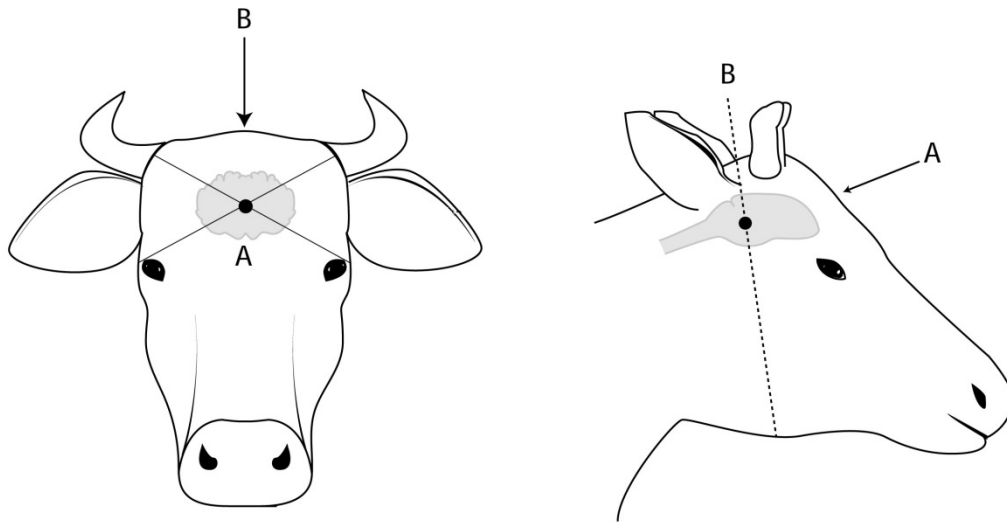


Figure A1.2 Humane killing of horned cattle

Note: (A) indicates the frontal method, (B) indicates the poll method. The dots indicate the point of aim and the arrows indicate the direction of aim for the positions. In general, firearms are the most acceptable method of humane killing for cattle. The distance between the end of the firearm barrel and the cattle is expected to be between 10 and 100 cm. The only approved target organ is the brain. Before firing, the cattle's head must be still.

There are two effective aiming points at the head: frontal (A) and poll (B). The frontal method is the preferred target site.

For the frontal method (A), in polled cattle (figure A1.1), the firearm or captive bolt should be directed at a point midway across the forehead where two imaginary lines from the topside of the base of the ears and top of the eyes intersect, or slightly above this point. In horned cattle (figure A1.2), aim at a point midway across the forehead at the intersection of imaginary lines that join from the top of each eye with the opposite horn (or where the horn would be). The line of fire should be aimed into the skull towards the centre of the brain or spinal cord to target the brainstem which is midway along an imaginary line drawn between the base of the ears.

For the poll method (B), cattle are shot through the skull just behind the base of the horns. The line of fire should be directed slightly forward of the angle of the jaw of the cow, depending on the point of impact.

Note: The diagrams are representational and individual anatomical differences should be taken into account.

Goats

- GA1.4 The recommended methods of humane killing of goats and kids include close-range firearm or captive bolt to the brain, or lethal injection. Bleeding-out of unconscious (stunned) animals) is permitted.
- GA1.5 The poll method is the preferred method of humane killing goats (see Figure A1.3, below). A firearm should deliver at least the muzzle energy of a standard 0.22-long rifle cartridge.

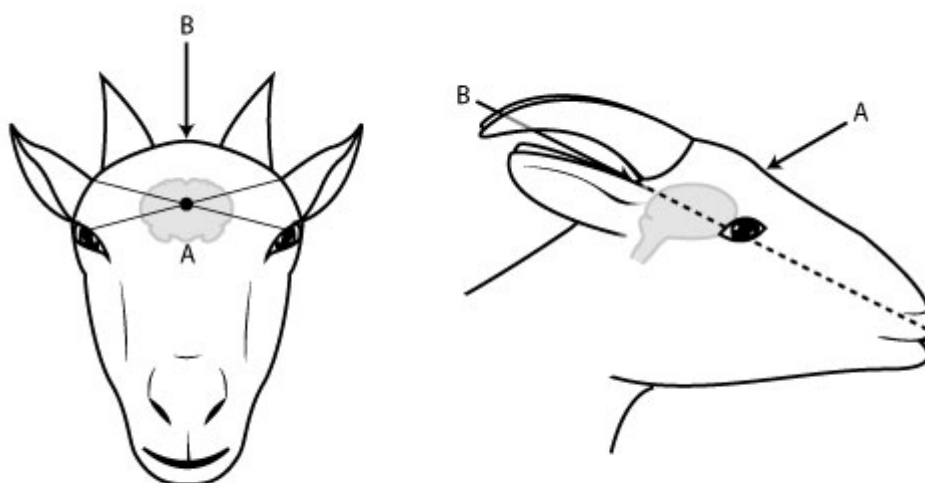


Figure A1.3 Humane killing of goats using the poll position

Note: (A) indicates the frontal method and (B) indicates the poll method. The dots indicate the point of aim and the arrows indicate the direction of aim for the positions.

The diagrams are representational and individual anatomical differences should be taken into account.

Horses

- GA1.6 The recommended methods for humane killing of horses and foals are either a close-range firearm aimed in the frontal position or lethal injection.
- GA1.7 A rifle shot by the frontal method (see Figure A1.4) is the preferred method of humanely killing horses. For adult horses, a rifle should deliver at least the muzzle energy of a standard 0.22 magnum cartridge. For foals, a rifle should deliver at least the muzzle energy of a standard 0.22-long rifle cartridge.




Figure A1.4 Humane killing of horses using the frontal method

Note: (A) indicates the frontal method. The dot indicates the point of aim and the arrow indicates the direction of aim.

The diagrams are representational and individual anatomical differences should be taken into account.

Pigs

- GA1.8 Recommended methods for humane killing pigs and piglets include a firearm aimed in the frontal to temporal position (the temporal position is preferred for adult pigs), or a captive bolt aimed in the frontal position. .
- GA1.9 For adult pigs, a rifle should deliver at least the muzzle energy of a standard 0.22 magnum cartridge and should be aimed in the frontal or temporal positions for older boars and sows, a 0.30-calibre firearm should be used. For piglets, a rifle should deliver at least the muzzle energy of a standard 0.22-long rifle cartridge and should be aimed in the frontal or temporal positions. Figure A1.5 shows the optimum position for humane killing of pigs.
- GA1.10 The chest stick should be used as the preferred method of bleeding-out.
- GA1.11 Pithing of pigs is dangerous and is not recommended.

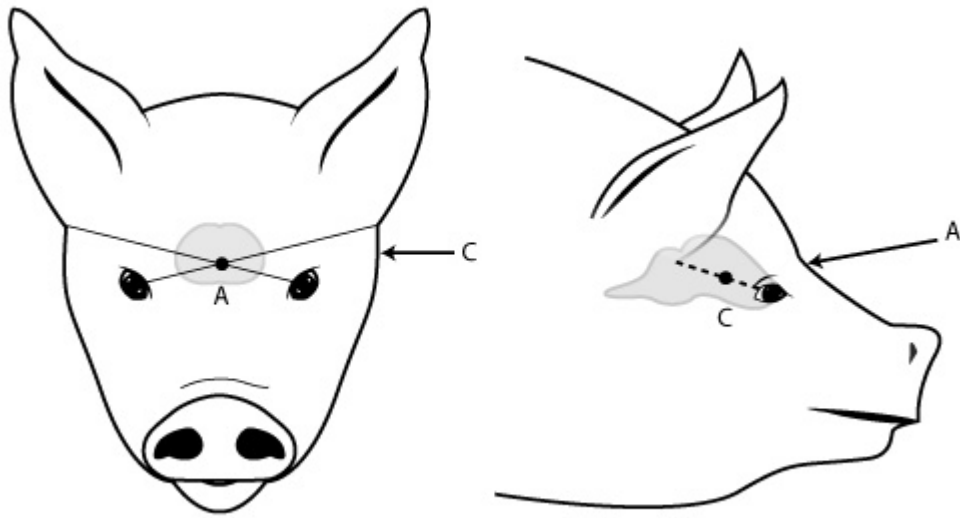


Figure A1.5 Recommended positions for humane killing of pigs

Note: (A) indicates the frontal method for firearm and captive bolt and (C) indicates the temporal method suitable for firearm only. The dots indicate the point of aim and the arrows indicates the direction of aim for the positions. The aim point for the frontal position is low on the forehead. The positioning lines go from the outside base of the ears to the eyes.

For the temporal method, the pig is shot from the side of the head so that the bullet enters the skull at a point midway between the eye and the base of the ear on the same side of the pig (figure A1.5 position (C)). The bullet should be directed horizontally into the skull. This method is preferred in adult pigs due to the heavier bone structure of the front of the skull.

The diagrams are representational and individual anatomical differences should be taken into account.

Sheep

- GA1.12 The recommended methods of humane killing of sheep and lambs are either the use of close-range firearm or captive bolt to the brain, or lethal injection. Bleeding-out of unconscious (stunned) animals) is permitted.
- GA1.13 The poll method is the preferred method for sheep (see Figure A1.6). The brainstem should be targeted and it is midway along an imaginary line drawn between the base of the ears.

Note: A firearm should deliver at least the muzzle energy of a standard a 0.22-long rifle cartridge.

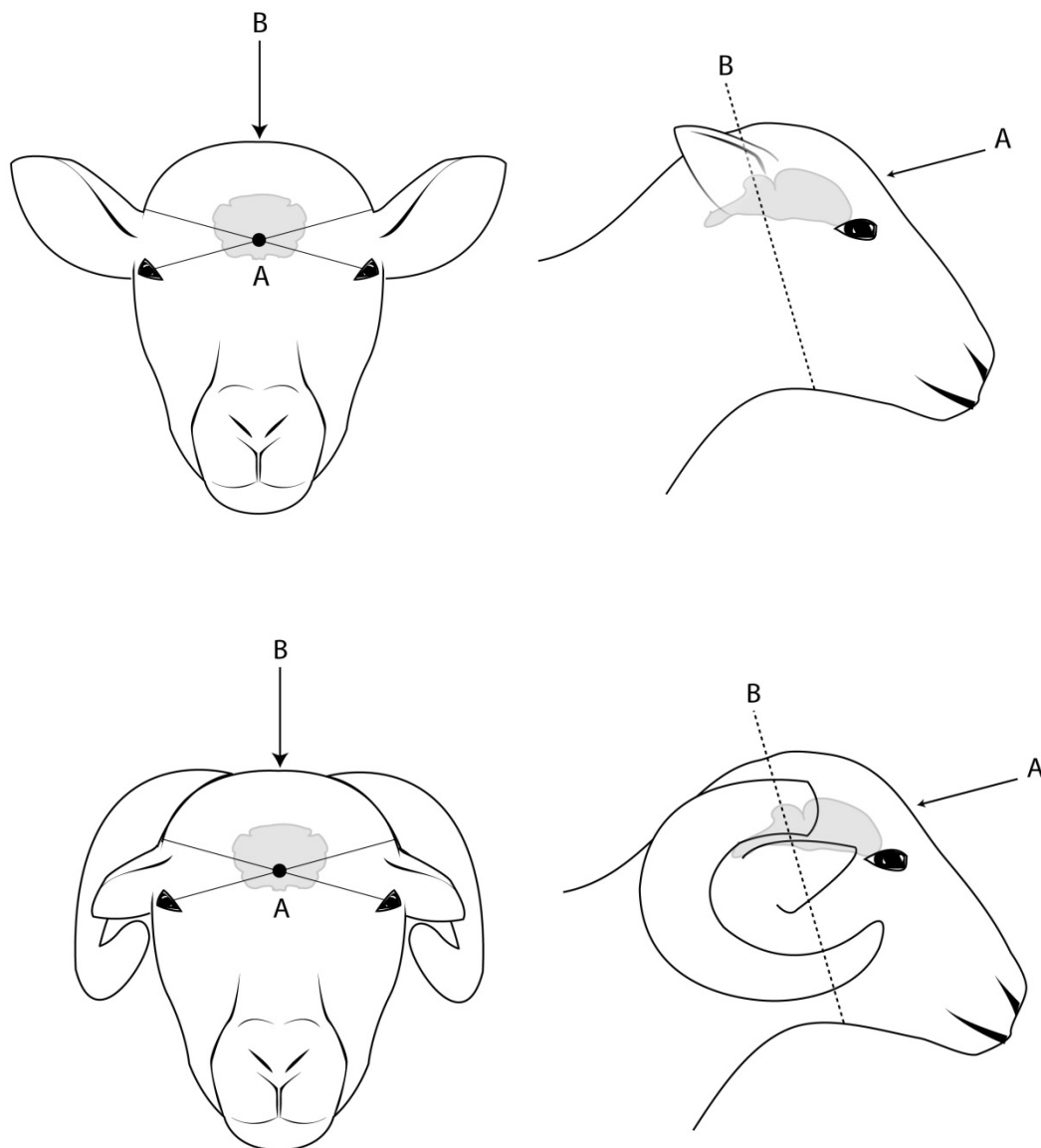


Figure A1.6 Recommended position and direction of fire for humane killing of sheep

Note: Close-range firearm use or captive bolt is recommended to be applied to the poll position (B) of the head of sheep.

(A) indicates the frontal method and (B) indicates the poll method. The dots indicate the point of aim and the arrows indicates the direction of aim for the positions.

For the poll method (B), sheep are shot through the skull just behind the base of the horns. The line of fire should be directed slightly forward of the angle of the jaw of the sheep, depending on the point of impact.

For the frontal method (A), the firearm should be directed at a point midway across the forehead where two imaginary lines from the topside of the base of the ears and top of the eyes intersect.

For blunt trauma in lambs less than a day old use the frontal position (A).

The diagrams are representational and individual anatomical differences should be taken into account.

Appendix 2. Land Transport Standards - Pre-transport selection of livestock

These land transport standards relating to the pre-transport selection of livestock are included for reference.

Objective

Livestock prepared and selected for transport, are fit for the intended journey.

Standards

SA4.1	Livestock must be assessed as fit for the intended journey at every loading by a person in charge. An animal is not fit for a journey if it is: <ul style="list-style-type: none">i) unable to walk on its own by bearing weight on all legs; orii) severely emaciated; oriii) visibly dehydrated; oriv) showing visible signs of severe injury or distress; orv) suffering from conditions that are likely to cause increased pain or distress during transport; orvi) blind in both eyes; orvii) known to be, or visually assessed to be near (within two weeks) parturition, as specified in the species requirements, unless time off water and journey is less than four hours duration to another property.
SA4.2	Any animal assessed to be not fit for the intended journey must only be transported under veterinary advice.
SA4.3	The consignor must only supply animals that are fit for the intended journey.
SA4.4	A person in charge must not load, nor permit to be loaded, animals that are not fit for the intended journey except under veterinary advice.
SA4.5	If an animal is assessed to be not fit for the intended journey before loading, a person in charge must make appropriate arrangements for the care, treatment or humane killing of the animal at the first reasonable opportunity.

Note: To assist livestock producers and transporters in the selection of animals fit for the intended journey, MLA publishes the guide – *“Is it fit to load? A national guide to the selection of animals fit to transport”*.

Refer to the Land Transport Standards for all the standards and guidelines relating to livestock transport

Appendix 3. Generic Animal Welfare Incident Report form template

Animal Welfare Incident Report - Name of Saleyard

Incident identified Date: Time:

Incident reported Date: Time:

Pen number/s:		Number animals affected:	
If transport incident – record Transport Co. & Truck Rego.			
Species affected (circle):	cattle	sheep	goats
			pigs
			horses
			other

Description of Incident (mark boxes as appropriate)

Handling:

Occurred during: loading/unloading drafting penning other

Incident relates to: lifting/dropping/throwing dragging

electric prodder - inappropriate use dog – uncontrolled / not muzzled

Unfit animals:

emaciated weak, ill, injured lameness, non-weight bearing

blind in both eyes near parturition (or given birth)

Pen conditions: overcrowding issue with access to water

Additional comments:

.....

Reported by: Name and Organisation / Company:

Signature:.....

Date:.....

For Office use only	
Selling Agent:	Owner:
Time & Date Actions taken - Time:	Date:
<input type="checkbox"/> No action required	
<input type="checkbox"/> Segregated and:	
<input type="checkbox"/> humanely killed	
<input type="checkbox"/> treated	
<input type="checkbox"/> veterinarian called	
<input type="checkbox"/> other	
Response by	Name: Position:
	Signature:

Version date: 21 December 2015