




How to turn off Data Roaming on your iPhone

This process will assist you in turning off the iPhone's Data Roaming feature. Data Roaming allows you to send and receive data while overseas and connected to another provider's network. If it is turned off, there is less chance you will be downloading data and you will reduce your data costs. All overseas data usage is charged at \$15 per megabyte e.g. if you received an email with a large 1MB attachment while overseas, it would cost you \$15 to download that attachment. Where possible, use any available Wi-Fi network for downloading purposes or web surfing.

1	From the Home screen, tap the Settings icon.	
2	Tap General then Network .	
3	Tap the Data Roaming ON/OFF switch so that it shows OFF . Navigate out of the Settings menu.	
Where to get assistance:		
I.T. Kiosk Red 1.1.20 (in Student Square) Mon to Fri 8am to 4pm		ITMS Service Desk 08 8946 6600 Mon to Fri 7:30am to 6:00pm
iPhone User Manual: http://manuals.info.apple.com/en_US/iPhone_iOS4_User_Guide.pdf		