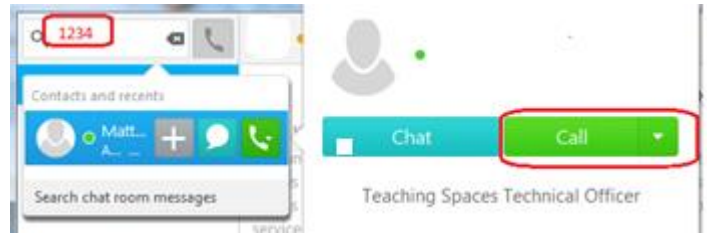


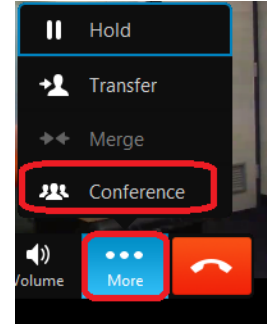
How to make Multiple Calls and Share content within Jabber

Search or Call field → enter the CDU extension number to call the participant
Select → Call



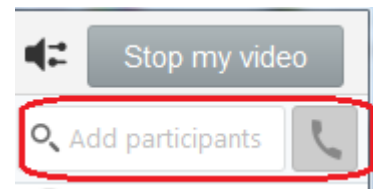
Once connected and within that connection from the bottom right hand corner

Select → More → Conference



Right hand side panel at the top

Add Participants – enter the extension numbers or email addresses one at a time to call the remaining participants.



Once all participants have been connected select → More → Merge
Merge allows all participants to see each other.

Sharing content

The participant sharing the content selects the 3 dots located at the top of the screen.
Select → Share Screen.

